



**STATEMENT OF THE VOTE
FOR
STANISLAUS COUNTY**

STATE OF CALIFORNIA

-CAST AT THE-

CALIFORNIA GUBERNATORIAL RECALL ELECTION


-HELD-


TUESDAY, SEPTEMBER 14, 2021

STATE OF CALIFORNIA
COUNTY OF STANISLAUS } ss.

I, DONNA LINDER, County Clerk-Recorder & Registrar of Voters for the County of Stanislaus, State of California, in accordance with the provisions of Section 15301 of the California Elections Code, do hereby certify that the following is a true and correct statement of the result of the votes cast in this county at the California Gubernatorial Recall Election as determined by the official canvass of the returns of said election.

I hereby set my hand and official seal this 1st day of October, 2021, at the County of Stanislaus.





Donna Linder
County Clerk-Recorder & Registrar of Voters
County of Stanislaus
State of California



OFFICE OF COUNTY CLERK-RECORDER

DONNA LINDER
County Clerk-Recorder, Registrar of Voters &
Commissioner of Civil Marriage

**REGISTRAR OF VOTERS
ELECTIONS DIVISION:**
1021 "I" Street, Suite 101, Modesto, CA 95354
Telephone: 209.525.5200
Facsimile: 209.525.5802

**CERTIFICATION OF
STANISLAUS COUNTY CLERK-RECORDER
& REGISTRAR OF VOTERS
OF THE RESULTS OF THE CANVASS OF THE
SEPTEMBER 14, 2021,
CALIFORNIA GUBERNATORIAL RECALL ELECTION**

STATE OF CALIFORNIA


COUNTY OF STANISLAUS

} ss.

I, DONNA LINDER, County Clerk-Recorder & Registrar of Voters of the County of Stanislaus, State of California, do hereby certify that, in pursuance to the provisions of Elections Code Section 15300, et seq., I did canvass the results of the votes cast in the California Gubernatorial Recall Election held in said County on September 14, 2021, and that the Statement of Votes Cast, to which this certificate is attached is full, true and correct.

I hereby set my hand and official seal this 1st day of October, 2021, at the County of Stanislaus.





Donna Linder
County Clerk-Recorder & Registrar of Voters
County of Stanislaus
State of California



OFFICE OF COUNTY CLERK-RECORDER

DONNA LINDER
County Clerk-Recorder, Registrar of Voters &
Commissioner of Civil Marriage

REGISTRAR OF VOTERS
ELECTIONS DIVISION:
1021 "I" Street, Suite 101, Modesto, CA 95354
Telephone: 209.525.5200
Facsimile: 209.525.5802

HELP AMERICA VOTE ACT OF 2002

CERTIFICATION OF ELECTIONS OFFICIAL

STATE OF CALIFORNIA

COUNTY OF STANISLAUS

} ss.

Pursuant to the statewide voter registration list requirements set forth in the Help America Vote Act of 2002 (HAVA) 52 U.S.C. § 21083), I, DONNA LINDER, County Clerk-Recorder & Registrar of Voters for the County of Stanislaus, State of California, hereby certify that I complied with all provisions of Chapter 2 of Division 7 of Title 2 of the California Code of Regulations for the California Gubernatorial Recall Election held on September 14, 2021, in the County of Stanislaus, State of California, and all elections consolidated therewith.

I hereby set my hand and official seal this 1st day of October, 2021, at the County of Stanislaus.



A handwritten signature in blue ink that reads "Donna Linder".

Donna Linder
County Clerk-Recorder & Registrar of Voters
County of Stanislaus
State of California

INDEX

SUMMARY REPORT	
CERTIFIED WRITE-IN CANDIDATES.....	W1
1% POST ELECTION MANUAL TALLY REPORT	W2
PRECINCT LEVEL REPORT.....	1

Cumulative Results Report

COUNTY OF STANISLAUS

Official Results

CALIFORNIA GUBERNATORIAL RECALL ELECTION

OFFICIAL BALLOTS

Registered Voters

153184 of 282482 = 54.23%

Precincts Reporting

87 of 87 = 100.00%

Run Time 1:18 PM

9/14/2021

Run Date 10/01/2021

Page 1

Shall GAVIN NEWSOM be recalled (removed) from the office of Governor?

Precincts			Voters		
Counted	Total	Percent	Ballots	Registered	Percent
87	87	100.00%	153,184	282,482	54.23%

Choice	Party	Vote Center		Vote by Mail		Total	
YES		4,915	78.77%	77,996	53.45%	82,911	54.49%
NO		1,325	21.23%	67,922	46.55%	69,247	45.51%
Cast Votes:		6,240	100.00%	145,918	100.00%	152,158	100.00%
Undervotes:		14		999		1,013	
Overvotes:		3		10		13	
Non-qualified Write-Ins:		0		0		0	
Unresolved Write-Ins:		0		0		0	

Candidates to succeed (replace) GAVIN NEWSOM as Governor if he is recalled: - Vote for One

Precincts			Voters		
Counted	Total	Percent	Ballots	Registered	Percent
87	87	100.00%	153,184	282,482	54.23%

Choice	Party	Vote Center		Vote by Mail		Total	
LARRY A. ELDER		3,955	73.86%	54,857	57.10%	58,812	57.99%
KEVIN L. FAULCONER		106	1.98%	6,729	7.00%	6,835	6.74%
JOHN COX		115	2.15%	5,622	5.85%	5,737	5.66%
BRANDON M. ROSS		152	2.84%	5,374	5.59%	5,526	5.45%
KEVIN PAFFRATH		90	1.68%	3,985	4.15%	4,075	4.02%
KEVIN KILEY		289	5.40%	3,734	3.89%	4,023	3.97%
JACQUELINE MCGOWAN		64	1.20%	1,908	1.99%	1,972	1.94%
TED GAINES		54	1.01%	1,598	1.66%	1,652	1.63%
CAITLYN JENNER		43	0.80%	1,192	1.24%	1,235	1.22%
JOEL VENTRESCA		10	0.19%	1,117	1.16%	1,127	1.11%
DANIEL WATTS		25	0.47%	1,043	1.09%	1,068	1.05%
ARMANDO "MANDO" PEREZ-SERRATO		38	0.71%	888	0.92%	926	0.91%
DOUG OSE		33	0.62%	867	0.90%	900	0.89%
SAM L. GALLUCCI		38	0.71%	644	0.67%	682	0.67%
HOLLY L. BAADE		17	0.32%	588	0.61%	605	0.60%
JEFF HEWITT		11	0.21%	442	0.46%	453	0.45%
JOHN R. DRAKE		16	0.30%	418	0.44%	434	0.43%
PATRICK KILPATRICK		10	0.19%	366	0.38%	376	0.37%
ANTHONY TRIMINO		79	1.48%	287	0.30%	366	0.36%
DENVER STONER		7	0.13%	323	0.34%	330	0.33%
DIEGO MARTINEZ		20	0.37%	309	0.32%	329	0.32%

Cumulative Results Report

COUNTY OF STANISLAUS

Official Results

CALIFORNIA GUBERNATORIAL RECALL ELECTION

OFFICIAL BALLOTS

Registered Voters

153184 of 282482 = 54.23%

Precincts Reporting

87 of 87 = 100.00%

Run Time 1:18 PM

9/14/2021

Run Date 10/01/2021

Page 2

Candidates to succeed (replace) GAVIN NEWSOM as Governor if he is recalled: - Vote for One

Precincts			Voters		
Counted	Total	Percent	Ballots	Registered	Percent
87	87	100.00%	153,184	282,482	54.23%

Choice	Party	Vote Center		Vote by Mail		Total	
STEVE CHAVEZ LODGE		17	0.32%	311	0.32%	328	0.32%
Major Williams (W)		28	0.52%	269	0.28%	297	0.29%
DENIS LUCEY		16	0.30%	270	0.28%	286	0.28%
DAN KAPELOVITZ		6	0.11%	274	0.29%	280	0.28%
DAVID MOORE		11	0.21%	254	0.26%	265	0.26%
LEO S. ZACKY		8	0.15%	233	0.24%	241	0.24%
JENNY RAE LE ROUX		11	0.21%	221	0.23%	232	0.23%
DANIEL MERCURI		16	0.30%	203	0.21%	219	0.22%
MAJOR SINGH		6	0.11%	201	0.21%	207	0.20%
ROBERT C. NEWMAN II		9	0.17%	172	0.18%	181	0.18%
MICHAEL LOEBS		4	0.07%	177	0.18%	181	0.18%
DAVID LOZANO		12	0.22%	158	0.16%	170	0.17%
HEATHER COLLINS		7	0.13%	155	0.16%	162	0.16%
DAVID ALEXANDER BRAMANTE		6	0.11%	128	0.13%	134	0.13%
ANGELYNE		2	0.04%	127	0.13%	129	0.13%
SARAH STEPHENS		4	0.07%	115	0.12%	119	0.12%
DENNIS RICHTER		3	0.06%	97	0.10%	100	0.10%
JAMES G. HANINK		3	0.06%	79	0.08%	82	0.08%
JEREMIAH "JEREMY" MARCINIAK		2	0.04%	61	0.06%	63	0.06%
CHAUNCEY "SLIM" KILLENS		3	0.06%	57	0.06%	60	0.06%
KEVIN K. KAUL		3	0.06%	55	0.06%	58	0.06%
NICKOLAS WILDSTAR		1	0.02%	50	0.05%	51	0.05%
DAVID HILLBERG		3	0.06%	43	0.04%	46	0.05%
JOE M. SYMMON		0	0.00%	25	0.03%	25	0.02%
RHONDA FURIN		2	0.04%	18	0.02%	20	0.02%
ADAM PAPAGAN		0	0.00%	19	0.02%	19	0.02%
Stacy Smith (W)		0	0.00%	1	0.00%	1	0.00%
Miki Habryn (W)		0	0.00%	0	0.00%	0	0.00%
Roxanne (W)		0	0.00%	0	0.00%	0	0.00%
Thuy E. Hugens (W)		0	0.00%	0	0.00%	0	0.00%
Vince Lundgren (W)		0	0.00%	0	0.00%	0	0.00%
Vivek B. Mohan (W)		0	0.00%	0	0.00%	0	0.00%
Cast Votes:		5,355	100.00%	96,064	100.00%	101,419	100.00%
Undervotes:		867		48,327		49,194	
Overvotes:		8		906		914	

Cumulative Results Report

COUNTY OF STANISLAUS

Official Results

OFFICIAL BALLOTS

CALIFORNIA GUBERNATORIAL RECALL ELECTION

Registered Voters

153184 of 282482 = 54.23%

Precincts Reporting

87 of 87 = 100.00%

Run Time 1:18 PM

9/14/2021

Run Date 10/01/2021

Page 3

Non-qualified Write-Ins:	27	1,630	1,657
Unresolved Write-Ins:	0	0	0

*** End of report ***

**CALIFORNIA GUBERNATORIAL RECALL ELECTION
TUESDAY, SEPTEMBER 14, 2021
STANISLAUS COUNTY**

**VOTES CAST FOR A CERTIFIED WRITE-IN CANDIDATE
ARE INCLUDED IN THE RESULTS FOR EACH OFFICE**

**A DESIGNATION OF (W) WILL APPEAR BY THE NAME
OF EACH CERTIFIED WRITE-IN CANDIDATE**



OFFICE OF COUNTY CLERK-RECORDER

DONNA LINDER
County Clerk-Recorder, Registrar of Voters &
Commissioner of Civil Marriage

REGISTRAR OF VOTERS
ELECTIONS DIVISION:
1021 "I" Street, Suite 101, Modesto, CA 95354
Telephone: 209.525.5200
Facsimile: 209.525.5802

1% Post Election Manual Tally Report

California Gubernatorial Recall Election – September 14, 2021

The Stanislaus County 1% Post Election Manual Tally identified no discrepancies between the machine count and the manual tally. Elections Code 15360(e)

Shall GAVIN NEWSOM be recalled (removed) from the office of Governor?

Precinct	Cumulative Totals			YES	NO
	Registration	Ballots Cast	Turnout (%)		
101002	554	138	24.9	62	74
102001	2,210	628	28.4	163	456
102002	341	144	42.2	62	82
102007	1,287	766	59.5	505	258
102012	2,615	897	34.3	316	579
103001	3,991	1,527	38.3	614	904
103002	6,131	2,823	46.0	1,517	1,289
103005	3,841	1,624	42.3	671	940
103008	4,622	2,152	46.6	893	1,251
103009	2,013	1,083	53.8	530	546
103016	2,504	998	39.9	338	660
104001	3,077	1,851	60.2	1,373	466
104002	456	185	40.6	95	88
105002	1,664	1,105	66.4	723	373
105003	1,379	936	67.9	648	282
106001	3,097	1,434	46.3	750	674
106002	334	196	58.7	107	88
106005	1,488	1,048	70.4	806	236
106013	372	198	53.2	133	62
107005	1,979	1,432	72.4	964	454
107007	478	274	57.3	130	141
108002	1,658	917	55.3	531	381
109001	2,790	1,589	57.0	1,070	511
110001	4,440	2,925	65.9	2,069	824
110007	1,750	1,214	69.4	945	264
111002	887	650	73.3	529	118
111003	1,657	697	42.1	311	377
112001	1,216	865	71.1	696	162
112002	1,236	655	53.0	385	267
114001	4,112	2,596	63.1	1,689	891
115001	6,689	5,046	75.4	3,781	1,235
116002	2,931	1,652	56.4	934	706
117001	5,274	2,888	54.8	1,384	1,490
117002	6,269	3,704	59.1	1,872	1,813
117003	6,447	1,930	29.9	505	1,414
117006	3,638	1,361	37.4	429	926
117009	3,594	1,683	46.8	785	886
117014	5,658	2,850	50.4	1,410	1,415
117023	657	163	24.8	66	95
117025	6,065	3,752	61.9	1,662	2,066
117028	5,218	2,771	53.1	1,357	1,406
117029	3,696	2,080	56.3	1,094	974
117030	3,690	2,215	60.0	1,205	1,002
117040	4,294	2,757	64.2	1,460	1,282
117043	4,905	3,068	62.5	1,683	1,353
117049	2,147	682	31.8	173	507
117058	6,769	3,385	50.0	1,745	1,614
117059	3,094	2,008	64.9	1,112	881
117064	3,320	1,522	45.8	657	847
117069	7,515	4,440	59.1	2,322	2,086
117074	5,630	3,530	62.7	1,923	1,571
117085	4,170	2,191	52.5	1,163	1,009
117088	6,092	3,786	62.1	2,056	1,708
117091	3,435	2,080	60.6	1,045	1,018
117094	3,001	1,710	57.0	902	791
117104	4,494	1,986	44.2	878	1,090
117106	5,835	3,186	54.6	1,575	1,585

Shall GAVIN NEWSOM be recalled (removed) from the office of Governor?

Precinct	Cumulative Totals			YES	NO
	Registration	Ballots Cast	Turnout (%)		
119001	5,425	2,689	49.6	1,365	1,316
121001	2,072	1,234	59.6	822	401
121002	4,179	2,698	64.6	1,824	865
121003	3,310	2,179	65.8	1,444	711
121005	3,833	2,547	66.4	1,676	842
123004	2,760	958	34.7	410	542
124001	3,302	1,612	48.8	633	977
124002	4,465	2,103	47.1	844	1,251
124008	3,562	1,756	49.3	572	1,177
126001	4,318	2,210	51.2	1,143	1,063
126002	3,943	1,829	46.4	904	914
126004	4,402	2,664	60.5	1,497	1,143
127003	4,818	2,462	51.1	1,251	1,194
128001	4,233	1,991	47.0	1,003	976
128003	7,923	3,738	47.2	1,930	1,781
128009	3,605	2,788	77.3	1,753	1,015
128010	5,306	3,126	58.9	1,796	1,299
128013	3,062	1,765	57.6	934	825
128015	5,369	2,963	55.2	1,568	1,377
128022	5,393	3,247	60.2	1,929	1,298
128038	3,574	1,999	55.9	1,036	952
129001	4,455	2,406	54.0	1,622	769
130003	167	76	45.5	35	38
901001	79	35	44.3	24	11
903047	5	1	20.0	1	0
906016	29	23	79.3	14	9
908001	186	111	59.7	77	33
911010	0	0	0.0	0	0
917196	1	1	100.0	1	0
928067	0	0	0.0	0	0
Vote Center Totals	282,482	6,257	2.2	4,915	1,325
Vote by Mail Totals	282,482	146,927	52.0	77,996	67,922
Grand Totals	282,482	153,184	54.2	82,911	69,247

Shall GAVIN NEWSOM be recalled (removed) from the office of Governor?

Vote Center Totals	Registration	Ballots Cast	Turnout (%)	YES	NO
District					
COUNTY OF STANISLAUS	282,482	6,257	2.2	4,915	1,325
STATEWIDE	282,482	6,257	2.2	4,915	1,325
10TH CONGRESSIONAL DISTRICT	282,482	6,257	2.2	4,915	1,325
12TH SENATORIAL	65,059	1,210	1.9	794	415
5TH SENATORIAL	133,082	2,585	1.9	2,024	552
8TH SENATORIAL	84,341	2,462	2.9	2,097	358
12TH ASSEMBLY DISTRICT	181,689	4,447	2.4	3,649	783
21ST ASSEMBLY DISTRICT	100,793	1,810	1.8	1,266	542
1ST SUPERVISORIAL DISTRICT	62,098	1,705	2.7	1,456	245
2ND SUPERVISORIAL DISTRICT	57,072	1,470	2.6	1,200	265
3RD SUPERVISORIAL DISTRICT	52,286	937	1.8	695	239
4TH SUPERVISORIAL DISTRICT	60,878	1,148	1.9	898	246
5TH SUPERVISORIAL DISTRICT	50,148	997	2.0	666	330
STATE BOARD OF EQUALIZATION DISTRICT 1	282,482	6,257	2.2	4,915	1,325
CITY OF CERES	23,107	457	2.0	319	137
CITY OF HUGHSON	4,112	152	3.7	132	19
CITY OF MODESTO	114,908	2,018	1.8	1,549	462
CITY OF NEWMAN	5,425	195	3.6	145	50
CITY OF OAKDALE	13,394	507	3.8	462	44
CITY OF PATTERSON	11,329	206	1.8	123	83
CITY OF RIVERBANK	12,663	304	2.4	231	72
CITY OF TURLOCK	38,465	856	2.2	662	190
CITY OF WATERFORD	4,455	179	4.0	156	23
UNINCORPORATED AREA	54,624	1,383	2.5	1,136	245
Vote Center Totals	282,482	6,257	2.2	4,915	1,325

Shall GAVIN NEWSOM be recalled (removed) from the office of Governor?

Vote by Mail Totals

District	Registration	Ballots Cast	Turnout (%)	YES	NO
COUNTY OF STANISLAUS	282,482	146,927	52.0	77,996	67,922
STATEWIDE	282,482	146,927	52.0	77,996	67,922
10TH CONGRESSIONAL DISTRICT	282,482	146,927	52.0	77,996	67,922
12TH SENATORIAL	65,059	27,142	41.7	11,927	15,078
5TH SENATORIAL	133,082	71,348	53.6	35,937	34,893
8TH SENATORIAL	84,341	48,437	57.4	30,132	17,951
12TH ASSEMBLY DISTRICT	181,689	101,018	55.6	56,808	43,439
21ST ASSEMBLY DISTRICT	100,793	45,909	45.5	21,188	24,483
1ST SUPERVISORIAL DISTRICT	62,098	35,806	57.7	21,437	14,098
2ND SUPERVISORIAL DISTRICT	57,072	31,512	55.2	18,554	12,734
3RD SUPERVISORIAL DISTRICT	52,286	24,478	46.8	11,851	12,447
4TH SUPERVISORIAL DISTRICT	60,878	33,712	55.4	16,889	16,592
5TH SUPERVISORIAL DISTRICT	50,148	21,419	42.7	9,265	12,051
STATE BOARD OF EQUALIZATION DISTRICT 1	282,482	146,927	52.0	77,996	67,922
CITY OF CERES	23,107	9,751	42.2	4,245	5,453
CITY OF HUGHSON	4,112	2,444	59.4	1,557	872
CITY OF MODESTO	114,908	59,711	52.0	28,915	30,367
CITY OF NEWMAN	5,425	2,494	46.0	1,220	1,266
CITY OF OAKDALE	13,394	8,151	60.9	5,304	2,775
CITY OF PATTERSON	11,329	5,265	46.5	1,926	3,322
CITY OF RIVERBANK	12,663	6,399	50.5	3,313	3,048
CITY OF TURLOCK	38,465	20,761	54.0	11,287	9,333
CITY OF WATERFORD	4,455	2,227	50.0	1,466	746
UNINCORPORATED AREA	54,624	29,724	54.4	18,763	10,740
Vote by Mail Totals	282,482	146,927	52.0	77,996	67,922

Shall GAVIN NEWSOM be recalled (removed) from the office of Governor?

Grand Totals					
District	Registration	Ballots Cast	Turnout (%)	YES	NO
COUNTY OF STANISLAUS	282,482	153,184	54.2	82911	69247
STATEWIDE	282,482	153,184	54.2	82911	69247
10TH CONGRESSIONAL DISTRICT	282,482	153,184	54.2	82911	69247
12TH SENATORIAL	65,059	28,352	43.6	12721	15493
5TH SENATORIAL	133,082	73,933	55.6	37961	35445
8TH SENATORIAL	84,341	50,899	60.3	32229	18309
12TH ASSEMBLY DISTRICT	181,689	105,465	58.0	60457	44222
21ST ASSEMBLY DISTRICT	100,793	47,719	47.3	22454	25025
1ST SUPERVISORIAL DISTRICT	62,098	37,511	60.4	22893	14343
2ND SUPERVISORIAL DISTRICT	57,072	32,982	57.8	19754	12999
3RD SUPERVISORIAL DISTRICT	52,286	25,415	48.6	12546	12686
4TH SUPERVISORIAL DISTRICT	60,878	34,860	57.3	17787	16838
5TH SUPERVISORIAL DISTRICT	50,148	22,416	44.7	9931	12381
STATE BOARD OF EQUALIZATION DISTRICT 1	282,482	153,184	54.2	82911	69247
CITY OF CERES	23,107	10,208	44.2	4564	5590
CITY OF HUGHSON	4,112	2,596	63.1	1689	891
CITY OF MODESTO	114,908	61,729	53.7	30464	30829
CITY OF NEWMAN	5,425	2,689	49.6	1365	1316
CITY OF OAKDALE	13,394	8,658	64.6	5766	2819
CITY OF PATTERSON	11,329	5,471	48.3	2049	3405
CITY OF RIVERBANK	12,663	6,703	52.9	3544	3120
CITY OF TURLOCK	38,465	21,617	56.2	11949	9523
CITY OF WATERFORD	4,455	2,406	54.0	1622	769
UNINCORPORATED AREA	54,624	31,107	56.9	19899	10985
Vote Center Totals	282,482	6,257	2.2	4,915	1,325
Vote by Mail Totals	282,482	146,927	52.0	77,996	67,922
Grand Totals	282,482	153,184	54.2	82,911	69,247

Candidates to succeed (replace) GAVIN NEWSOM as Governor if he is recalled:

Cumulative Totals	Registration	Ballots Cast	Turnout (%)	DAN KAPELOVITZ	KEVIN K. KAUL	CHAUNCEY "SLIM" KILLENS	KEVIN KILEY	PATRICK KILPATRICK	ANTHONY TRIMINO	JOEL VENTRESCA	KEVIN L. FAULCONER
Precinct											
101002	554	138	24.9	1	0	0	2	1	0	0	2
102001	2,210	628	28.4	0	1	0	2	2	2	9	8
102002	341	144	42.2	0	0	0	4	1	2	0	4
102007	1,287	766	59.5	1	0	0	17	4	2	5	42
102012	2,615	897	34.3	3	1	0	10	5	5	9	24
103001	3,991	1,527	38.3	0	0	2	13	8	5	21	60
103002	6,131	2,823	46.0	4	1	0	76	10	4	14	115
103005	3,841	1,624	42.3	3	1	1	21	12	3	17	27
103008	4,622	2,152	46.6	0	0	1	39	1	2	14	53
103009	2,013	1,083	53.8	1	1	0	26	3	4	0	37
103016	2,504	998	39.9	4	1	0	15	4	0	11	14
104001	3,077	1,851	60.2	2	0	1	36	5	4	9	68
104002	456	185	40.6	2	0	0	6	2	1	0	3
105002	1,664	1,105	66.4	3	0	1	34	4	3	1	56
105003	1,379	936	67.9	4	0	2	32	3	3	2	54
106001	3,097	1,434	46.3	0	0	1	40	5	0	15	40
106002	334	196	58.7	0	0	0	2	1	0	0	7
106005	1,488	1,048	70.4	1	1	0	47	2	5	1	63
106013	372	198	53.2	3	0	0	5	0	0	0	10
107005	1,979	1,432	72.4	6	0	1	41	4	3	6	118
107007	478	274	57.3	1	0	0	6	0	0	3	13
108002	1,658	917	55.3	0	0	0	17	1	2	6	33
109001	2,790	1,589	57.0	1	0	2	24	3	5	15	60
110001	4,440	2,925	65.9	5	0	0	95	6	13	15	133
110007	1,750	1,214	69.4	1	1	1	51	3	2	7	67
111002	887	650	73.3	0	0	0	21	2	0	2	37
111003	1,657	697	42.1	5	0	1	9	1	0	5	18
112001	1,216	865	71.1	1	0	0	38	1	1	3	67
112002	1,236	655	53.0	0	2	0	19	0	2	4	31
114001	4,112	2,596	63.1	4	0	0	93	4	10	17	115
115001	6,689	5,046	75.4	2	2	0	188	6	11	22	326
116002	2,931	1,652	56.4	1	4	2	48	5	4	13	73
117001	5,274	2,888	54.8	6	1	0	66	5	7	30	135
117002	6,269	3,704	59.1	5	1	1	107	4	3	33	224
117003	6,447	1,930	29.9	2	2	3	24	6	7	15	20
117006	3,638	1,361	37.4	2	0	0	15	4	3	10	24
117009	3,594	1,683	46.8	7	2	1	44	8	3	22	70
117014	5,658	2,850	50.4	7	1	0	75	11	6	16	130
117023	657	163	24.8	0	0	0	3	0	0	1	1
117025	6,065	3,752	61.9	16	2	2	81	10	4	35	235
117028	5,218	2,771	53.1	3	1	2	62	8	7	19	97
117029	3,696	2,080	56.3	4	0	0	58	4	5	16	83
117030	3,690	2,215	60.0	8	4	0	60	14	9	21	110
117040	4,294	2,757	64.2	4	0	1	77	5	9	13	178
117043	4,905	3,068	62.5	8	0	1	96	3	8	20	212
117049	2,147	682	31.8	0	0	0	5	4	0	11	15
117058	6,769	3,385	50.0	6	0	1	100	7	9	24	150
117059	3,094	2,008	64.9	8	2	1	58	4	7	18	113
117064	3,320	1,522	45.8	3	1	0	34	3	2	10	53
117069	7,515	4,440	59.1	3	1	5	114	13	16	29	243
117074	5,630	3,530	62.7	10	3	0	87	3	5	31	237
117085	4,170	2,191	52.5	4	0	0	80	6	1	20	86
117088	6,092	3,786	62.1	4	1	4	99	9	7	28	159
117091	3,435	2,080	60.6	10	1	1	62	4	8	8	119
117094	3,001	1,710	57.0	0	0	1	36	3	6	10	100
117104	4,494	1,986	44.2	6	1	1	40	4	12	17	72
117106	5,835	3,186	54.6	8	0	1	70	5	2	24	121

Candidates to succeed (replace) GAVIN NEWSOM as Governor if he is recalled:

Cumulative Totals	RHONDA FURIN	ROBERT C. NEWMAN II	DENNIS RICHTER	BRANDON M. ROSS	SAM L. GALLUCCI	TED GAINES	CAITLYN JENNER	LEO S. ZACKY	JENNY RAE LE ROUX
Precinct									
101002	0	1	0	2	0	0	0	0	1
102001	0	0	1	14	0	1	1	0	0
102002	0	0	0	0	0	1	0	0	0
102007	0	2	0	2	1	7	7	3	0
102012	0	1	0	10	2	2	11	0	0
103001	0	3	1	34	3	2	8	2	0
103002	0	11	1	46	4	19	22	2	7
103005	0	1	1	21	1	7	4	2	5
103008	1	3	0	57	0	11	10	0	0
103009	0	0	1	13	1	5	8	0	2
103016	1	0	0	16	0	3	8	0	1
104001	0	8	0	27	3	15	12	1	1
104002	0	2	0	13	4	2	2	2	0
105002	0	6	0	30	4	12	18	7	0
105003	1	2	0	29	3	16	6	2	2
106001	0	1	1	88	15	18	23	4	1
106002	0	0	0	0	0	2	0	0	0
106005	0	3	2	17	5	11	5	2	2
106013	0	0	0	5	1	4	3	1	0
107005	0	2	0	44	3	8	11	1	2
107007	0	0	1	7	0	7	3	1	2
108002	0	1	0	14	0	1	8	2	1
109001	0	2	1	19	8	9	23	1	2
110001	0	6	2	72	25	35	13	11	4
110007	0	0	1	33	7	19	8	4	2
111002	0	1	0	18	5	6	4	1	0
111003	1	2	0	42	7	4	5	1	0
112001	0	0	1	6	0	5	7	0	0
112002	0	3	0	6	0	3	4	1	0
114001	0	1	0	86	9	58	17	13	3
115001	0	1	4	113	19	76	41	7	10
116002	1	0	0	94	13	27	15	2	5
117001	1	5	0	55	5	24	31	2	1
117002	0	3	2	190	19	39	26	4	5
117003	1	1	6	46	3	2	7	3	1
117006	0	3	0	36	1	3	7	2	0
117009	0	0	4	37	5	12	14	0	0
117014	0	3	3	147	18	45	19	10	4
117023	1	0	0	9	0	1	2	0	0
117025	1	0	0	66	2	15	23	0	7
117028	0	3	1	41	2	16	22	1	3
117029	0	1	3	15	2	13	21	5	3
117030	0	1	1	33	0	15	11	2	3
117040	0	2	2	132	13	42	22	1	6
117043	0	6	5	113	12	27	18	2	7
117049	0	1	1	10	2	1	1	0	0
117058	1	2	3	187	26	47	30	9	6
117059	0	1	5	99	11	28	15	1	3
117064	1	2	1	93	9	23	21	1	4
117069	0	4	10	232	17	53	26	8	6
117074	1	3	0	168	21	43	34	3	4
117085	0	2	0	128	13	22	18	2	4
117088	0	4	1	196	23	37	28	6	7
117091	1	1	2	92	14	25	26	1	2
117094	0	0	2	70	8	12	14	0	2
117104	1	6	1	136	14	27	31	4	2
117106	0	1	5	180	20	30	25	4	1

Candidates to succeed (replace) GAVIN NEWSOM as Governor if he is recalled:

Cumulative Totals	DAVID LOZANO	STEVE CHAVEZ LODGE	MICHAEL LOEBS	DENIS LUCEY	DIEGO MARTINEZ	JEREMIAH "JEREMY" MARCINIAK	DANIEL MERCURI	JACQUELINE MCGOWAN	DAVID MOORE
Precinct									
101002	1	0	0	4	1	0	1	2	1
102001	2	0	2	10	7	0	0	27	8
102002	0	0	0	0	1	0	0	1	1
102007	0	1	0	0	1	0	4	9	1
102012	0	1	1	9	2	0	2	36	0
103001	2	8	0	14	8	0	5	34	6
103002	6	8	2	10	14	7	14	66	3
103005	3	1	1	11	4	3	5	30	2
103008	0	1	1	9	16	2	11	34	1
103009	0	2	0	7	14	0	6	27	7
103016	1	0	1	12	7	3	4	17	5
104001	0	7	3	3	6	3	6	27	0
104002	0	0	0	0	0	0	0	2	0
105002	1	5	1	0	0	0	0	2	2
105003	2	2	0	1	0	0	0	10	0
106001	0	3	0	0	2	1	2	15	1
106002	0	1	0	0	1	0	0	1	0
106005	0	2	1	1	0	0	0	1	0
106013	0	0	0	0	0	0	0	2	0
107005	0	2	0	0	0	0	0	7	0
107007	1	0	0	1	0	0	0	0	0
108002	1	0	1	2	5	0	3	17	0
109001	3	8	0	5	2	1	6	14	0
110001	1	8	1	0	2	1	2	17	9
110007	0	1	1	0	0	0	0	6	1
111002	0	0	0	0	0	0	1	2	2
111003	0	0	0	0	4	1	1	7	0
112001	0	0	1	2	0	0	0	4	0
112002	1	0	0	2	3	1	3	10	0
114001	0	6	0	0	2	0	3	13	3
115001	2	10	3	0	0	0	0	15	5
116002	8	3	1	0	3	0	1	14	0
117001	1	3	4	14	8	2	7	77	6
117002	3	6	0	0	2	1	2	40	5
117003	1	5	2	23	15	2	5	86	5
117006	0	2	1	10	7	2	2	49	2
117009	6	0	1	3	11	3	3	46	2
117014	5	9	2	1	8	0	2	39	9
117023	0	0	0	0	1	0	1	7	1
117025	2	7	3	12	13	1	15	78	6
117028	4	2	4	16	11	3	8	65	6
117029	4	2	4	6	1	1	6	38	0
117030	3	3	3	6	2	2	8	45	5
117040	3	3	2	4	1	0	2	23	7
117043	5	4	2	3	7	0	2	31	5
117049	0	0	1	12	5	1	5	20	0
117058	1	17	9	2	0	1	2	36	4
117059	1	7	2	0	2	0	0	15	4
117064	3	5	5	2	3	0	0	33	2
117069	3	6	8	0	5	0	4	41	2
117074	4	9	4	0	4	0	3	27	4
117085	4	9	4	4	1	2	0	16	4
117088	6	10	2	2	2	0	3	33	8
117091	0	4	2	0	1	0	2	25	5
117094	2	3	2	0	1	0	0	12	4
117104	4	4	1	1	1	0	2	35	3
117106	7	12	5	0	1	0	0	38	7

Candidates to succeed (replace) GAVIN NEWSOM as Governor if he is recalled:

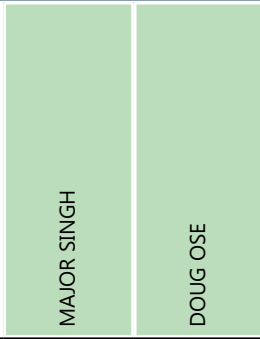
Cumulative Totals	DAVID ALEXANDER BRAMANTE	HOLLY L. BAADE	ANGELYNE	JAMES G. HANINK	DAVID HILLBERG	JEFF HEWITT	JOHN R. DRAKE	LARRY A. ELDER	KEVIN PAFFRATH
Precinct									
101002	0	1	0	0	0	1	1	43	7
102001	3	6	0	2	0	1	5	99	16
102002	0	0	0	1	0	0	0	42	6
102007	1	3	0	0	0	8	1	385	11
102012	1	5	0	1	0	5	5	215	26
103001	1	14	2	0	0	3	1	412	57
103002	1	17	0	0	2	6	16	1,008	79
103005	2	10	1	0	1	3	3	477	67
103008	4	11	2	3	0	4	17	615	78
103009	0	7	0	0	0	5	1	349	29
103016	1	6	2	0	1	3	6	236	35
104001	4	4	3	0	0	3	1	1,060	29
104002	0	1	0	0	0	1	0	59	3
105002	1	2	0	1	0	4	0	531	24
105003	1	3	1	0	0	2	6	453	23
106001	0	1	1	0	2	2	8	506	41
106002	0	0	0	0	0	1	0	88	5
106005	0	1	0	2	0	0	2	605	8
106013	0	3	0	0	0	0	1	98	7
107005	1	6	0	0	0	3	1	686	26
107007	0	3	0	1	0	1	2	95	3
108002	0	2	0	0	0	0	3	411	16
109001	1	6	0	0	0	0	4	796	28
110001	1	5	0	3	0	11	3	1,532	52
110007	0	1	0	1	1	0	1	718	15
111002	0	1	0	0	1	1	4	395	3
111003	0	3	0	0	0	1	1	220	18
112001	0	3	1	0	0	0	0	547	5
112002	0	4	0	0	0	1	0	291	17
114001	3	5	1	2	1	6	6	1,215	42
115001	1	14	4	2	0	13	6	2,792	65
116002	0	10	3	0	0	3	1	660	32
117001	0	15	1	3	1	12	19	955	90
117002	0	7	4	2	0	19	9	1,320	94
117003	3	20	3	5	1	7	10	315	89
117006	3	15	2	0	2	1	6	286	53
117009	1	15	4	0	1	5	2	515	50
117014	1	17	7	3	1	8	4	935	60
117023	0	0	0	0	0	2	0	35	5
117025	4	13	4	0	1	8	12	1,184	141
117028	5	14	1	0	0	23	15	966	98
117029	1	7	1	3	2	3	4	752	64
117030	0	9	3	1	0	10	7	849	82
117040	4	19	4	1	2	10	5	981	68
117043	2	8	2	2	1	13	9	1,173	66
117049	1	3	0	0	2	1	7	100	29
117058	0	10	6	7	0	7	6	1,218	80
117059	1	7	0	1	0	5	6	792	56
117064	2	8	1	1	2	4	11	417	37
117069	1	19	6	1	0	17	16	1,662	115
117074	0	8	4	2	1	18	4	1,336	100
117085	3	6	1	0	1	8	3	789	62
117088	3	6	0	2	0	9	4	1,524	101
117091	1	3	1	1	0	1	5	721	75
117094	3	5	1	0	0	5	3	643	45
117104	2	7	0	1	1	3	8	570	44
117106	4	12	5	2	1	8	10	1,131	104

Candidates to succeed (replace) GAVIN NEWSOM as Governor if he is recalled:

Cumulative Totals	ADAM PAPAGAN	ARMANDO "MANDO" PEREZ-SERRATO	JOHN COX	HEATHER COLLINS	DANIEL WATTS	NICKOLAS WILDSTAR	SARAH STEPHENS	DENVER STONER	JOE M. SYMMON
Precinct									
101002	0	4	1	0	1	0	0	1	0
102001	0	18	20	2	14	1	1	2	0
102002	0	4	3	0	1	0	0	1	0
102007	0	1	39	0	8	0	0	1	0
102012	0	24	17	0	11	0	1	4	0
103001	0	24	57	2	29	3	0	13	0
103002	0	35	163	2	26	2	3	5	0
103005	0	20	53	1	12	0	3	1	0
103008	0	25	81	0	40	1	2	2	0
103009	0	9	50	0	12	0	0	2	0
103016	1	21	20	2	20	0	2	0	0
104001	0	11	100	3	10	0	0	4	0
104002	0	1	13	0	1	0	0	0	0
105002	0	1	33	0	1	1	1	0	0
105003	0	3	51	1	5	0	1	0	0
106001	0	24	68	1	12	0	0	6	2
106002	0	4	5	0	2	0	0	0	0
106005	0	3	52	1	0	0	3	3	1
106013	0	2	11	0	0	0	1	0	0
107005	1	0	74	1	5	0	0	2	0
107007	0	1	7	0	0	0	0	1	0
108002	0	8	46	1	13	0	0	0	0
109001	0	7	99	2	6	2	2	5	0
110001	0	8	132	5	11	2	4	5	0
110007	0	1	56	1	1	0	1	3	0
111002	0	1	40	0	3	0	0	0	0
111003	0	5	34	1	5	0	0	3	0
112001	0	3	35	1	0	0	0	1	0
112002	0	6	18	0	3	1	1	3	0
114001	0	15	101	2	9	0	3	4	0
115001	0	4	241	6	14	2	1	11	1
116002	0	9	55	2	4	0	1	3	0
117001	0	21	101	6	34	0	6	4	3
117002	1	10	130	2	27	1	1	9	0
117003	0	61	37	1	46	1	1	6	0
117006	0	29	41	1	15	0	2	3	1
117009	2	11	70	3	28	1	1	4	2
117014	2	16	122	2	19	1	3	13	0
117023	1	3	9	0	1	0	2	0	0
117025	1	8	113	6	38	2	6	5	1
117028	3	11	90	9	36	4	4	9	0
117029	0	18	95	5	15	2	1	6	0
117030	0	4	79	4	12	1	0	4	0
117040	0	8	119	1	22	1	0	5	0
117043	0	7	127	8	11	2	3	8	0
117049	0	17	14	0	10	0	1	5	0
117058	0	11	124	4	27	0	2	11	0
117059	0	3	75	4	5	0	0	5	1
117064	0	11	60	1	17	0	0	1	0
117069	0	6	143	4	23	0	6	5	0
117074	1	8	141	10	18	2	1	6	2
117085	0	5	87	3	14	0	2	7	2
117088	0	4	122	4	14	0	2	8	0
117091	0	3	75	3	6	0	0	2	0
117094	0	3	58	0	3	0	0	5	1
117104	1	15	61	1	16	1	0	5	1
117106	0	12	100	6	23	2	3	5	0

Candidates to succeed (replace) GAVIN NEWSOM as Governor if he is recalled:

Cumulative Totals



Precinct	MAJOR SINGH	DOUG OSE
101002	0	0
102001	0	2
102002	0	0
102007	0	10
102012	0	2
103001	2	8
103002	1	18
103005	4	15
103008	23	4
103009	4	4
103016	0	4
104001	0	24
104002	0	0
105002	1	8
105003	0	4
106001	3	9
106002	0	1
106005	0	7
106013	0	0
107005	2	7
107007	0	3
108002	0	5
109001	0	9
110001	5	31
110007	0	11
111002	0	7
111003	2	10
112001	0	5
112002	1	4
114001	3	18
115001	1	52
116002	2	7
117001	4	18
117002	2	17
117003	1	2
117006	1	5
117009	0	7
117014	0	15
117023	0	0
117025	1	17
117028	0	17
117029	3	10
117030	2	15
117040	1	20
117043	2	29
117049	0	4
117058	4	10
117059	3	9
117064	3	5
117069	5	20
117074	1	17
117085	1	10
117088	7	14
117091	8	14
117094	1	7
117104	7	6
117106	6	15

Candidates to succeed (replace) GAVIN NEWSOM as Governor if he is recalled:

Cumulative Totals	Registration	Ballots Cast	Turnout (%)	DAN KAPELOVITZ	KEVIN K. KAUL	CHAUNCEY "SLIM" KILLENS	KEVIN KILEY	PATRICK KILPATRICK	ANTHONY TRIMINO	JOEL VENTRESCA	KEVIN L. FAULCONER
Precinct											
119001	5,425	2,689	49.6	3	1	0	49	8	14	20	73
121001	2,072	1,234	59.6	1	1	1	44	0	4	4	37
121002	4,179	2,698	64.6	5	1	1	106	7	7	24	98
121003	3,310	2,179	65.8	1	3	1	102	2	8	11	115
121005	3,833	2,547	66.4	3	1	2	70	8	6	5	143
123004	2,760	958	34.7	8	0	0	9	2	2	11	36
124001	3,302	1,612	48.8	1	0	0	28	7	6	12	38
124002	4,465	2,103	47.1	4	0	2	41	4	4	22	49
124008	3,562	1,756	49.3	0	0	0	20	6	0	17	25
126001	4,318	2,210	51.2	0	1	1	72	4	0	11	59
126002	3,943	1,829	46.4	1	0	0	44	9	5	19	43
126004	4,402	2,664	60.5	4	1	1	92	6	14	15	122
127003	4,818	2,462	51.1	2	1	1	70	6	9	22	93
128001	4,233	1,991	47.0	1	0	0	54	13	1	17	71
128003	7,923	3,738	47.2	9	1	1	86	8	10	39	147
128009	3,605	2,788	77.3	4	0	1	55	1	3	8	208
128010	5,306	3,126	58.9	10	2	1	86	9	7	36	192
128013	3,062	1,765	57.6	1	1	0	55	0	2	14	84
128015	5,369	2,963	55.2	13	2	3	93	6	6	29	99
128022	5,393	3,247	60.2	6	1	0	60	2	2	24	150
128038	3,574	1,999	55.9	4	0	1	59	0	3	29	77
129001	4,455	2,406	54.0	6	1	1	89	12	8	8	105
130003	167	76	45.5	0	0	0	4	0	0	0	2
901001	79	35	44.3	0	0	0	2	0	1	0	1
903047	5	1	20.0	0	0	0	0	0	0	0	0
906016	29	23	79.3	0	0	0	1	0	0	0	0
908001	186	111	59.7	0	0	0	2	0	0	3	3
911010	0	0	0.0	0	0	0	0	0	0	0	0
917196	1	1	100.0	0	0	0	0	0	0	0	0
928067	0	0	0.0	0	0	0	0	0	0	0	0
Vote Center Totals	282,482	6,257	2.2	6	3	3	289	10	79	10	106
Vote by Mail Totals	282,482	146,927	52.0	274	55	57	3,734	366	287	1,117	6,729
Grand Totals	282,482	153,184	54.2	280	58	60	4,023	376	366	1,127	6,835

Candidates to succeed (replace) GAVIN NEWSOM as Governor if he is recalled:

Cumulative Totals	RHONDA FURIN	ROBERT C. NEWMAN II	DENNIS RICHTER	BRANDON M. ROSS	SAM L. GALLUCCI	TED GAINES	CAITLYN JENNER	LEO S. ZACKY	JENNY RAE LE ROUX
Precinct									
119001	0	18	1	35	5	20	28	5	3
121001	0	2	0	60	11	22	22	2	7
121002	1	1	2	82	12	45	26	5	5
121003	2	3	0	79	12	44	35	4	3
121005	0	1	0	83	15	44	28	8	5
123004	0	0	1	26	3	5	7	1	2
124001	0	0	1	33	0	5	8	2	0
124002	1	7	0	31	1	6	11	1	1
124008	0	1	1	50	3	7	11	2	7
126001	0	0	0	107	15	26	22	3	5
126002	0	1	2	98	13	25	11	4	7
126004	0	3	2	112	9	40	22	3	7
127003	0	6	2	147	7	43	17	1	2
128001	0	1	3	111	14	21	21	7	2
128003	0	6	2	210	20	39	23	8	8
128009	1	1	1	94	13	23	22	2	2
128010	0	2	1	124	24	58	23	7	5
128013	0	0	0	76	9	26	9	3	2
128015	0	1	2	151	26	43	25	7	3
128022	0	5	0	123	41	48	24	6	13
128038	0	1	2	109	10	32	12	3	2
129001	1	2	1	89	16	32	28	13	7
130003	0	0	0	4	0	0	0	0	0
901001	0	0	0	0	0	0	0	0	0
903047	0	0	0	0	0	0	0	0	0
906016	0	0	0	0	0	0	0	0	0
908001	0	1	0	3	0	0	1	0	0
911010	0	0	0	0	0	0	0	0	0
917196	0	0	0	0	0	0	0	0	0
928067	0	0	0	0	0	0	0	0	0
Vote Center Totals	2	9	3	152	38	54	43	8	11
Vote by Mail Totals	18	172	97	5,374	644	1,598	1,192	233	221
Grand Totals	20	181	100	5,526	682	1,652	1,235	241	232

Candidates to succeed (replace) GAVIN NEWSOM as Governor if he is recalled:

Cumulative Totals	DAVID LOZANO	STEVE CHAVEZ LODGE	MICHAEL LOEBS	DENIS LUCEY	DIEGO MARTINEZ	JEREMIAH "JEREMY" MARCINIAK	DANIEL MERCURI	JACQUELINE MCGOWAN	DAVID MOORE
Precinct									
119001	2	9	7	8	20	3	6	49	6
121001	1	6	1	0	5	0	1	3	2
121002	0	8	11	1	3	0	1	18	5
121003	6	4	3	1	3	0	1	12	2
121005	6	10	3	0	0	0	0	21	4
123004	2	1	2	5	10	0	2	20	2
124001	1	3	7	12	11	2	8	37	2
124002	1	4	3	4	5	3	1	53	4
124008	4	0	5	18	8	6	6	32	10
126001	3	0	2	2	11	1	1	20	3
126002	6	5	2	0	4	0	4	26	3
126004	2	8	5	1	2	1	4	10	6
127003	1	8	4	1	2	0	1	26	4
128001	6	9	5	1	3	0	2	37	2
128003	4	9	4	0	2	1	5	41	5
128009	1	5	3	0	1	0	1	12	1
128010	5	5	3	2	2	0	0	34	3
128013	1	3	0	0	1	0	3	15	9
128015	1	4	6	1	12	0	2	24	5
128022	2	7	6	3	3	0	4	20	9
128038	6	3	4	1	2	0	0	18	8
129001	2	4	1	1	1	2	0	15	6
130003	0	1	0	0	0	0	2	3	0
901001	0	0	0	0	0	0	0	2	0
903047	0	0	0	0	0	0	0	0	0
906016	0	0	0	0	0	0	0	0	0
908001	0	0	0	0	0	0	0	0	0
911010	0	0	0	0	0	0	0	0	0
917196	0	0	0	0	0	0	0	0	0
928067	0	0	0	0	0	0	0	0	0
Vote Center Totals	12	17	4	16	20	2	16	64	11
Vote by Mail Totals	158	311	177	270	309	61	203	1,908	254
Grand Totals	170	328	181	286	329	63	219	1,972	265

Candidates to succeed (replace) GAVIN NEWSOM as Governor if he is recalled:


Cumulative Totals	DAVID ALEXANDER BRAMANTE	HOLLY L. BAADE	ANGELYNE	JAMES G. HANINK	DAVID HILLBERG	JEFF HEWITT	JOHN R. DRAKE	LARRY A. ELDER	KEVIN PAFFRATH
Precinct									
119001	1	17	7	1	0	6	8	976	94
121001	2	1	0	0	2	2	1	558	30
121002	0	7	3	1	0	11	5	1,327	54
121003	2	9	1	0	2	7	4	978	52
121005	2	5	1	0	0	14	8	1,210	50
123004	2	6	0	0	1	1	5	276	25
124001	1	12	1	1	0	7	9	432	58
124002	11	9	0	2	0	4	2	557	76
124008	8	7	2	0	1	1	7	395	86
126001	1	5	1	1	2	2	4	806	51
126002	1	7	0	0	1	4	8	651	43
126004	4	11	2	3	0	16	1	1,044	76
127003	1	9	3	2	1	7	7	877	59
128001	1	10	0	0	2	7	6	687	62
128003	4	13	7	7	3	12	6	1,354	96
128009	3	5	7	0	0	10	8	1,348	78
128010	3	6	1	2	0	7	9	1,268	56
128013	0	6	1	0	0	5	1	671	58
128015	1	18	0	0	0	8	14	1,170	79
128022	4	6	6	2	0	8	12	1,429	95
128038	5	14	2	1	1	7	11	733	75
129001	5	8	1	2	1	6	6	1,146	36
130003	0	0	1	0	0	0	1	18	1
901001	0	0	0	0	0	0	0	16	2
903047	0	0	0	0	0	0	0	0	0
906016	0	0	0	0	0	2	0	8	1
908001	0	3	0	0	0	0	0	68	1
911010	0	0	0	0	0	0	0	0	0
917196	0	0	0	0	0	0	0	1	0
928067	0	0	0	0	0	0	0	0	0
Vote Center Totals	6	17	2	3	3	11	16	3,955	90
Vote by Mail Totals	128	588	127	79	43	442	418	54,857	3,985
Grand Totals	134	605	129	82	46	453	434	58,812	4,075

Candidates to succeed (replace) GAVIN NEWSOM as Governor if he is recalled:

Cumulative Totals	ADAM PAPAGAN	ARMANDO "MANDO" PEREZ-SERRATO	JOHN COX	HEATHER COLLINS	DANIEL WATTS	NICKOLAS WILDSTAR	SARAH STEPHENS	DENVER STONER	JOE M. SYMMON
Precinct									
119001	1	31	92	2	28	1	4	5	0
121001	0	7	84	0	3	0	0	1	0
121002	0	7	117	4	8	0	2	6	0
121003	0	9	98	1	6	1	2	7	0
121005	0	5	114	1	4	0	1	5	0
123004	0	17	42	1	13	1	2	7	0
124001	0	19	46	5	18	0	3	4	0
124002	0	38	85	1	37	2	2	8	1
124008	1	21	34	1	30	1	3	1	1
126001	0	15	62	0	17	0	3	10	0
126002	0	21	62	1	17	1	0	2	0
126004	0	12	86	0	15	0	4	1	0
127003	0	16	85	2	8	0	0	5	2
128001	1	9	63	1	9	1	1	2	2
128003	0	29	129	4	17	2	3	6	0
128009	0	4	111	0	11	0	0	4	0
128010	2	5	83	4	12	1	1	4	0
128013	0	5	39	1	6	1	0	2	0
128015	0	16	62	2	8	0	2	5	1
128022	0	6	103	5	10	2	2	6	0
128038	0	11	51	0	16	1	2	3	0
129001	0	13	106	1	12	0	4	9	0
130003	0	0	8	0	2	0	0	0	0
901001	0	2	4	0	2	0	0	0	0
903047	0	0	0	0	0	0	0	0	0
906016	0	0	2	0	0	0	0	0	0
908001	0	1	1	0	0	0	0	0	0
911010	0	0	0	0	0	0	0	0	0
917196	0	0	0	0	0	0	0	0	0
928067	0	0	0	0	0	0	0	0	0
Vote Center Totals	0	38	115	7	25	1	4	7	0
Vote by Mail Totals	19	888	5,622	155	1,043	50	115	323	25
Grand Totals	19	926	5,737	162	1,068	51	119	330	25

Candidates to succeed (replace) GAVIN NEWSOM as Governor if he is recalled:

Cumulative Totals



Precinct	MAJOR SINGH	DOUG OSE
119001	4	9
121001	0	11
121002	1	21
121003	2	20
121005	0	26
123004	1	5
124001	0	4
124002	4	12
124008	4	2
126001	4	19
126002	1	11
126004	4	14
127003	2	10
128001	6	16
128003	10	30
128009	5	12
128010	6	20
128013	10	9
128015	7	7
128022	9	13
128038	5	11
129001	4	26
130003	0	0
901001	0	0
903047	1	0
906016	0	0
908001	0	0
911010	0	0
917196	0	0
928067	0	0
Vote Center Totals	6	33
Vote by Mail Totals	201	867
Grand Totals	207	900

Candidates to succeed (replace) GAVIN NEWSOM as Governor if he is recalled:

Vote Center Totals	Registration	Ballots Cast	Turnout (%)	Candidates								
				DAN KAPELOVITZ	KEVIN K. KAUL	CHAUNCEY "SLIM" KILLENS	KEVIN KILEY	PATRICK KILPATRICK	ANTHONY TRIMINO	JOEL VENTRESCA	KEVIN L. FAULCONER	
District												
COUNTY OF STANISLAUS	282,482	6,257	2.2	6	3	3	289	10	79	10	106	
STATEWIDE	282,482	6,257	2.2	6	3	3	289	10	79	10	106	
10TH CONGRESSIONAL DISTRICT	282,482	6,257	2.2	6	3	3	289	10	79	10	106	
12TH SENATORIAL	65,059	1,210	1.9	3	1	1	44	1	10	5	21	
5TH SENATORIAL	133,082	2,585	1.9	2	1	2	124	2	37	1	42	
8TH SENATORIAL	84,341	2,462	2.9	1	1	0	121	7	32	4	43	
12TH ASSEMBLY DISTRICT	181,689	4,447	2.4	3	2	1	209	9	64	5	77	
21ST ASSEMBLY DISTRICT	100,793	1,810	1.8	3	1	2	80	1	15	5	29	
1ST SUPERVISORIAL DISTRICT	62,098	1,705	2.7	2	2	1	101	4	33	1	31	
2ND SUPERVISORIAL DISTRICT	57,072	1,470	2.6	1	0	0	58	3	14	3	22	
3RD SUPERVISORIAL DISTRICT	52,286	937	1.8	0	0	1	44	1	15	0	15	
4TH SUPERVISORIAL DISTRICT	60,878	1,148	1.9	1	1	0	47	2	11	1	20	
5TH SUPERVISORIAL DISTRICT	50,148	997	2.0	2	0	1	39	0	6	5	18	
STATE BOARD OF EQUALIZATION DISTRICT 1	282,482	6,257	2.2	6	3	3	289	10	79	10	106	
CITY OF CERES	23,107	457	2.0	2	1	1	22	0	4	2	8	
CITY OF HUGHSON	4,112	152	3.7	0	0	0	11	0	2	1	4	
CITY OF MODESTO	114,908	2,018	1.8	1	0	2	85	3	22	1	34	
CITY OF NEWMAN	5,425	195	3.6	1	0	0	5	0	1	1	5	
CITY OF OAKDALE	13,394	507	3.8	0	1	0	37	0	6	1	13	
CITY OF PATTERSON	11,329	206	1.8	0	0	0	11	0	2	2	4	
CITY OF RIVERBANK	12,663	304	2.4	1	1	0	22	0	9	0	2	
CITY OF TURLOCK	38,465	856	2.2	1	0	0	25	3	4	1	7	
CITY OF WATERFORD	4,455	179	4.0	0	0	0	8	3	7	0	1	
UNINCORPORATED AREA	54,624	1,383	2.5	0	0	0	63	1	22	1	28	
Vote Center Totals	282,482	6,257	2.2	6	3	3	289	10	79	10	106	

Candidates to succeed (replace) GAVIN NEWSOM as Governor if he is recalled:

Vote Center Totals									
District	RHONDA FURIN	ROBERT C. NEWMAN II	DENNIS RICHTER	BRANDON M. ROSS	SAM L. GALLUCCI	TED GAINES	CAITLYN JENNER	LEO S. ZACKY	JENNY RAE LE ROUX
COUNTY OF STANISLAUS	2	9	3	152	38	54	43	8	11
STATEWIDE	2	9	3	152	38	54	43	8	11
10TH CONGRESSIONAL DISTRICT	2	9	3	152	38	54	43	8	11
12TH SENATORIAL	0	3	1	21	2	6	2	0	0
5TH SENATORIAL	1	5	1	67	13	22	20	0	5
8TH SENATORIAL	1	1	1	64	23	26	21	8	6
12TH ASSEMBLY DISTRICT	2	6	2	126	36	47	36	8	11
21ST ASSEMBLY DISTRICT	0	3	1	26	2	7	7	0	0
1ST SUPERVISORIAL DISTRICT	2	2	1	37	15	15	12	3	6
2ND SUPERVISORIAL DISTRICT	0	0	0	47	14	17	12	5	2
3RD SUPERVISORIAL DISTRICT	0	3	0	30	4	4	6	0	2
4TH SUPERVISORIAL DISTRICT	0	1	1	23	3	12	11	0	1
5TH SUPERVISORIAL DISTRICT	0	3	1	15	2	6	2	0	0
STATE BOARD OF EQUALIZATION DISTRICT 1	2	9	3	152	38	54	43	8	11
CITY OF CERES	0	1	1	5	1	2	0	0	0
CITY OF HUGHSON	0	0	0	1	2	2	0	0	0
CITY OF MODESTO	1	4	1	51	7	16	14	0	2
CITY OF NEWMAN	0	2	0	2	0	2	1	0	0
CITY OF OAKDALE	1	0	0	11	5	7	3	3	2
CITY OF PATTERSON	0	0	0	6	1	1	0	0	0
CITY OF RIVERBANK	0	0	0	8	4	2	2	0	2
CITY OF TURLOCK	0	0	0	41	6	9	8	2	2
CITY OF WATERFORD	0	1	1	2	2	2	4	0	2
UNINCORPORATED AREA	0	1	0	25	10	11	11	3	1
Vote Center Totals	2	9	3	152	38	54	43	8	11

Candidates to succeed (replace) GAVIN NEWSOM as Governor if he is recalled:

Vote Center Totals	DAVID LOZANO	STEVE CHAVEZ LODGE	MICHAEL LOEBS	DENIS LUCEY	DIEGO MARTINEZ	JEREMIAH "JEREMY" MARCINIAK	DANIEL MERCURI	JACQUELINE MCGOWAN	DAVID MOORE
District									
COUNTY OF STANISLAUS	12	17	4	16	20	2	16	64	11
STATEWIDE	12	17	4	16	20	2	16	64	11
10TH CONGRESSIONAL DISTRICT	12	17	4	16	20	2	16	64	11
12TH SENATORIAL	1	0	0	9	9	1	8	31	2
5TH SENATORIAL	9	7	4	3	6	1	6	25	7
8TH SENATORIAL	2	10	0	4	5	0	2	8	2
12TH ASSEMBLY DISTRICT	10	16	2	3	7	0	6	24	6
21ST ASSEMBLY DISTRICT	2	1	2	13	13	2	10	40	5
1ST SUPERVISORIAL DISTRICT	5	4	2	1	2	0	4	7	3
2ND SUPERVISORIAL DISTRICT	0	7	0	3	4	0	1	7	1
3RD SUPERVISORIAL DISTRICT	2	5	1	3	4	0	2	13	2
4TH SUPERVISORIAL DISTRICT	4	0	1	1	2	1	1	11	3
5TH SUPERVISORIAL DISTRICT	1	1	0	8	8	1	8	26	2
STATE BOARD OF EQUALIZATION DISTRICT 1	12	17	4	16	20	2	16	64	11
CITY OF CERES	0	0	0	3	4	1	2	6	0
CITY OF HUGHSON	0	2	0	0	0	0	0	0	0
CITY OF MODESTO	7	6	2	6	5	1	2	25	7
CITY OF NEWMAN	0	0	0	0	2	0	2	10	1
CITY OF OAKDALE	2	1	0	0	1	0	0	0	1
CITY OF PATTERSON	0	0	0	2	1	0	2	4	0
CITY OF RIVERBANK	2	0	1	0	1	0	3	2	0
CITY OF TURLOCK	0	4	0	2	2	0	0	5	1
CITY OF WATERFORD	0	0	0	1	0	0	0	1	0
UNINCORPORATED AREA	1	4	1	2	4	0	5	11	1
Vote Center Totals	12	17	4	16	20	2	16	64	11

Candidates to succeed (replace) GAVIN NEWSOM as Governor if he is recalled:


Vote Center Totals	DAVID ALEXANDER BRAMANTE	HOLLY L. BAABE	ANGELYNE	JAMES G. HANINK	DAVID HILLBERG	JEFF HEWITT	JOHN R. DRAKE	LARRY A. ELDER	KEVIN PAFFRATH
District									
COUNTY OF STANISLAUS	6	17	2	3	3	11	16	3,955	90
STATEWIDE	6	17	2	3	3	11	16	3,955	90
10TH CONGRESSIONAL DISTRICT	6	17	2	3	3	11	16	3,955	90
12TH SENATORIAL	3	5	0	2	1	4	5	627	40
5TH SENATORIAL	3	8	1	0	0	3	6	1,618	30
8TH SENATORIAL	0	4	1	1	2	4	5	1,710	20
12TH ASSEMBLY DISTRICT	3	10	2	1	2	5	10	2,958	40
21ST ASSEMBLY DISTRICT	3	7	0	2	1	6	6	997	50
1ST SUPERVISORIAL DISTRICT	0	3	1	0	0	2	2	1,155	12
2ND SUPERVISORIAL DISTRICT	0	1	0	1	2	2	3	998	13
3RD SUPERVISORIAL DISTRICT	1	5	1	0	0	1	2	555	16
4TH SUPERVISORIAL DISTRICT	2	3	0	0	0	3	3	728	18
5TH SUPERVISORIAL DISTRICT	3	5	0	2	1	3	6	519	31
STATE BOARD OF EQUALIZATION DISTRICT 1	6	17	2	3	3	11	16	3,955	90
CITY OF CERES	1	1	0	0	1	1	2	246	10
CITY OF HUGHSON	0	0	0	0	1	0	0	104	0
CITY OF MODESTO	3	7	0	0	0	3	5	1,265	30
CITY OF NEWMAN	0	1	0	0	0	1	0	114	12
CITY OF OAKDALE	0	2	1	0	0	1	0	363	4
CITY OF PATTERSON	1	1	0	0	0	0	1	92	4
CITY OF RIVERBANK	0	1	0	0	0	0	0	170	4
CITY OF TURLOCK	0	1	0	1	1	1	2	572	10
CITY OF WATERFORD	0	0	0	0	0	0	1	119	1
UNINCORPORATED AREA	1	3	1	2	0	4	5	910	15
Vote Center Totals	6	17	2	3	3	11	16	3,955	90

Candidates to succeed (replace) GAVIN NEWSOM as Governor if he is recalled:

Vote Center Totals	ADAM PAPAGAN	ARMANDO "MANDO" PEREZ-SERRATO	JOHN COX	HEATHER COLLINS	DANIEL WATTS	NICKOLAS WILDSTAR	SARAH STEPHENS	DENVER STONER	JOE M. SYMMON
District									
COUNTY OF STANISLAUS	0	38	115	7	25	1	4	7	0
STATEWIDE	0	38	115	7	25	1	4	7	0
10TH CONGRESSIONAL DISTRICT	0	38	115	7	25	1	4	7	0
12TH SENATORIAL	0	19	18	1	13	0	1	0	0
5TH SENATORIAL	0	10	59	4	7	0	3	4	0
8TH SENATORIAL	0	9	38	2	5	1	0	3	0
12TH ASSEMBLY DISTRICT	0	18	81	4	8	1	1	6	0
21ST ASSEMBLY DISTRICT	0	20	34	3	17	0	3	1	0
1ST SUPERVISORIAL DISTRICT	0	8	36	1	3	0	0	3	0
2ND SUPERVISORIAL DISTRICT	0	5	20	2	3	1	0	1	0
3RD SUPERVISORIAL DISTRICT	0	7	21	0	3	0	0	1	0
4TH SUPERVISORIAL DISTRICT	0	5	24	3	3	0	3	2	0
5TH SUPERVISORIAL DISTRICT	0	13	14	1	13	0	1	0	0
STATE BOARD OF EQUALIZATION DISTRICT 1	0	38	115	7	25	1	4	7	0
CITY OF CERES	0	8	12	0	1	0	0	0	0
CITY OF HUGHSON	0	0	4	1	1	0	0	0	0
CITY OF MODESTO	0	10	42	3	6	0	3	3	0
CITY OF NEWMAN	0	0	1	1	1	0	1	0	0
CITY OF OAKDALE	0	0	9	0	2	0	0	1	0
CITY OF PATTERSON	0	1	3	0	5	0	0	0	0
CITY OF RIVERBANK	0	3	6	1	1	0	0	0	0
CITY OF TURLOCK	0	2	8	0	1	0	0	0	0
CITY OF WATERFORD	0	3	2	0	0	0	0	1	0
UNINCORPORATED AREA	0	11	28	1	7	1	0	2	0
Vote Center Totals	0	38	115	7	25	1	4	7	0

Candidates to succeed (replace) GAVIN NEWSOM as Governor if he is recalled:

Vote Center Totals



District	MAJOR SINGH	DOUG OSE
COUNTY OF STANISLAUS	6	33
STATEWIDE	6	33
10TH CONGRESSIONAL DISTRICT	6	33
12TH SENATORIAL	0	6
5TH SENATORIAL	3	13
8TH SENATORIAL	3	14
12TH ASSEMBLY DISTRICT	6	23
21ST ASSEMBLY DISTRICT	0	10
1ST SUPERVISORIAL DISTRICT	1	12
2ND SUPERVISORIAL DISTRICT	3	7
3RD SUPERVISORIAL DISTRICT	0	4
4TH SUPERVISORIAL DISTRICT	2	4
5TH SUPERVISORIAL DISTRICT	0	6
STATE BOARD OF EQUALIZATION DISTRICT 1	6	33
CITY OF CERES	0	2
CITY OF HUGHSON	0	1
CITY OF MODESTO	2	6
CITY OF NEWMAN	0	2
CITY OF OAKDALE	0	2
CITY OF PATTERSON	0	1
CITY OF RIVERBANK	0	4
CITY OF TURLOCK	0	1
CITY OF WATERFORD	0	4
UNINCORPORATED AREA	4	10
Vote Center Totals	6	33

Candidates to succeed (replace) GAVIN NEWSOM as Governor if he is recalled:

Vote by Mail Totals	Registration	Ballots Cast	Turnout (%)	DAN KAPELOVITZ	KEVIN K. KAUL	CHAUNCEY "SLIM" KILLENS	KEVIN KILEY	PATRICK KILPATRICK	ANTHONY TRIMINO	JOEL VENTRESCA	KEVIN L. FAULCONER
District											
COUNTY OF STANISLAUS	282,482	146,927	52.0	274	55	57	3734	366	287	1117	6729
STATEWIDE	282,482	146,927	52.0	274	55	57	3734	366	287	1117	6729
10TH CONGRESSIONAL DISTRICT	282,482	146,927	52.0	274	55	57	3734	366	287	1117	6729
12TH SENATORIAL	65,059	27,142	41.7	34	8	10	443	93	60	231	792
5TH SENATORIAL	133,082	71,348	53.6	153	30	29	1832	174	142	552	3535
8TH SENATORIAL	84,341	48,437	57.4	87	17	18	1459	99	85	334	2402
12TH ASSEMBLY DISTRICT	181,689	101,018	55.6	192	35	42	2880	215	187	720	5089
21ST ASSEMBLY DISTRICT	100,793	45,909	45.5	82	20	15	854	151	100	397	1640
1ST SUPERVISORIAL DISTRICT	62,098	35,806	57.7	61	16	17	1086	80	67	222	1763
2ND SUPERVISORIAL DISTRICT	57,072	31,512	55.2	62	9	10	860	63	55	260	1498
3RD SUPERVISORIAL DISTRICT	52,286	24,478	46.8	45	14	11	601	72	48	196	1036
4TH SUPERVISORIAL DISTRICT	60,878	33,712	55.4	82	10	12	853	75	69	246	1840
5TH SUPERVISORIAL DISTRICT	50,148	21,419	42.7	24	6	7	334	76	48	193	592
STATE BOARD OF EQUALIZATION DISTRICT 1	282,482	146,927	52.0	274	55	57	3734	366	287	1117	6729
CITY OF CERES	23,107	9,751	42.2	10	3	3	168	38	14	75	298
CITY OF HUGHSON	4,112	2,444	59.4	4	0	0	82	4	8	16	111
CITY OF MODESTO	114,908	59,711	52.0	133	24	24	1468	144	124	480	2953
CITY OF NEWMAN	5,425	2,494	46.0	2	1	0	44	8	13	19	68
CITY OF OAKDALE	13,394	8,151	60.9	10	5	5	285	17	19	43	380
CITY OF PATTERSON	11,329	5,265	46.5	5	0	2	78	17	8	49	108
CITY OF RIVERBANK	12,663	6,399	50.5	4	1	2	186	19	10	45	222
CITY OF TURLOCK	38,465	20,761	54.0	47	7	7	523	36	30	195	1021
CITY OF WATERFORD	4,455	2,227	50.0	6	1	1	81	9	1	8	104
UNINCORPORATED AREA	54,624	29,724	54.4	53	13	13	819	74	60	187	1464
Vote by Mail Totals	282,482	146,927	52.0	274	55	57	3,734	366	287	1,117	6,729

Candidates to succeed (replace) GAVIN NEWSOM as Governor if he is recalled:

Vote by Mail
Totals

District	RHONDA FURIN	ROBERT C. NEWMAN II	DENNIS RICHTER	BRANDON M. ROSS	SAM L. GALLUCCI	TED GAINES	CAITLYN JENNER	LEO S. ZACKY	JENNY RAE LE ROUX
COUNTY OF STANISLAUS	18	172	97	5374	644	1598	1192	233	221
STATEWIDE	18	172	97	5374	644	1598	1192	233	221
10TH CONGRESSIONAL DISTRICT	18	172	97	5374	644	1598	1192	233	221
12TH SENATORIAL	5	51	17	476	35	116	191	26	33
5TH SENATORIAL	8	71	57	3066	313	771	590	92	105
8TH SENATORIAL	5	50	23	1832	296	711	411	115	83
12TH ASSEMBLY DISTRICT	11	97	71	4583	589	1367	861	193	170
21ST ASSEMBLY DISTRICT	7	75	26	791	55	231	331	40	51
1ST SUPERVISORIAL DISTRICT	6	37	17	1504	195	512	364	71	68
2ND SUPERVISORIAL DISTRICT	1	39	17	1290	211	431	228	75	48
3RD SUPERVISORIAL DISTRICT	3	24	31	985	88	259	184	39	29
4TH SUPERVISORIAL DISTRICT	5	26	24	1211	122	303	261	28	49
5TH SUPERVISORIAL DISTRICT	3	46	8	384	28	93	155	20	27
STATE BOARD OF EQUALIZATION DISTRICT 1	18	172	97	5374	644	1598	1192	233	221
CITY OF CERES	2	17	3	182	8	45	60	6	15
CITY OF HUGHSON	0	1	0	85	7	56	17	13	3
CITY OF MODESTO	8	51	57	2460	253	586	478	71	79
CITY OF NEWMAN	0	16	1	33	5	18	27	5	3
CITY OF OAKDALE	2	7	2	293	45	148	108	16	18
CITY OF PATTERSON	1	8	2	108	3	17	30	5	8
CITY OF RIVERBANK	0	4	4	309	33	89	53	10	17
CITY OF TURLOCK	1	17	11	957	151	281	151	41	35
CITY OF WATERFORD	1	1	0	87	14	30	24	13	5
UNINCORPORATED AREA	3	50	17	860	125	328	244	53	38
Vote by Mail Totals	18	172	97	5,374	644	1,598	1,192	233	221

Candidates to succeed (replace) GAVIN NEWSOM as Governor if he is recalled:

Vote by Mail Totals	DAVID LOZANO	STEVE CHAVEZ LODGE	MICHAEL LOEBBS	DENIS LUCEY	DIEGO MARTINEZ	JEREMIAH "JEREMY" MARCINIAK	DANIEL MERCURI	JACQUELINE MCGOWAN	DAVID MOORE
District									
COUNTY OF STANISLAUS	158	311	177	270	309	61	203	1908	254
STATEWIDE	158	311	177	270	309	61	203	1908	254
10TH CONGRESSIONAL DISTRICT	158	311	177	270	309	61	203	1908	254
12TH SENATORIAL	29	53	37	168	149	32	87	592	63
5TH SENATORIAL	85	151	81	90	115	21	82	939	111
8TH SENATORIAL	44	107	59	12	45	8	34	377	80
12TH ASSEMBLY DISTRICT	109	232	119	34	102	12	58	885	167
21ST ASSEMBLY DISTRICT	49	79	58	236	207	49	145	1023	87
1ST SUPERVISORIAL DISTRICT	41	88	39	9	40	5	18	264	56
2ND SUPERVISORIAL DISTRICT	27	65	37	9	34	6	29	275	55
3RD SUPERVISORIAL DISTRICT	36	46	34	56	66	11	31	418	31
4TH SUPERVISORIAL DISTRICT	29	69	35	68	62	9	55	505	66
5TH SUPERVISORIAL DISTRICT	25	43	32	128	107	30	70	446	46
STATE BOARD OF EQUALIZATION DISTRICT 1	158	311	177	270	309	61	203	1908	254
CITY OF CERES	12	20	5	60	59	14	43	202	24
CITY OF HUGHSON	0	4	0	0	2	0	3	13	3
CITY OF MODESTO	65	126	71	115	108	20	82	930	99
CITY OF NEWMAN	2	9	7	8	18	3	4	39	5
CITY OF OAKDALE	11	27	18	2	10	0	3	54	12
CITY OF PATTERSON	6	7	15	32	23	11	13	118	16
CITY OF RIVERBANK	9	13	8	3	16	2	6	54	12
CITY OF TURLOCK	26	41	31	6	24	1	17	196	41
CITY OF WATERFORD	2	4	1	0	1	2	0	14	6
UNINCORPORATED AREA	25	60	21	44	48	8	32	288	36
Vote by Mail Totals	158	311	177	270	309	61	203	1,908	254

Candidates to succeed (replace) GAVIN NEWSOM as Governor if he is recalled:

Vote by Mail
Totals

District	DAVID ALEXANDER BRAMANTE	HOLLY L. BAADE	ANGELYNE	JAMES G. HANINK	DAVID HILLBERG	JEFF HEWITT	JOHN R. DRAKE	LARRY A. ELDER	KEVIN PAFFRATH
COUNTY OF STANISLAUS	128	588	127	79	43	442	418	54857	3985
STATEWIDE	128	588	127	79	43	442	418	54857	3985
10TH CONGRESSIONAL DISTRICT	128	588	127	79	43	442	418	54857	3985
12TH SENATORIAL	39	163	21	14	8	65	106	8251	888
5TH SENATORIAL	47	282	66	41	21	236	187	24962	2004
8TH SENATORIAL	42	143	40	24	14	141	125	21644	1093
12TH ASSEMBLY DISTRICT	71	331	86	58	28	313	246	40084	2480
21ST ASSEMBLY DISTRICT	57	257	41	21	15	129	172	14773	1505
1ST SUPERVISORIAL DISTRICT	26	101	17	16	11	116	74	15178	814
2ND SUPERVISORIAL DISTRICT	29	98	29	19	8	85	85	13426	777
3RD SUPERVISORIAL DISTRICT	18	137	31	15	12	72	68	8152	663
4TH SUPERVISORIAL DISTRICT	22	129	32	20	6	128	102	11733	1003
5TH SUPERVISORIAL DISTRICT	33	123	18	9	6	41	89	6368	728
STATE BOARD OF EQUALIZATION DISTRICT 1	128	588	127	79	43	442	418	54857	3985
CITY OF CERES	8	64	7	3	3	23	42	2851	335
CITY OF HUGHSON	3	5	1	2	0	6	6	1111	42
CITY OF MODESTO	42	246	61	38	20	204	180	19905	1778
CITY OF NEWMAN	1	16	7	1	0	5	8	862	82
CITY OF OAKDALE	6	20	4	1	4	33	18	3710	182
CITY OF PATTERSON	19	27	3	3	1	12	17	1292	216
CITY OF RIVERBANK	6	22	3	4	3	22	13	2331	166
CITY OF TURLOCK	21	77	24	11	5	63	65	8088	589
CITY OF WATERFORD	5	8	1	2	1	6	5	1027	35
UNINCORPORATED AREA	17	103	16	14	6	68	64	13680	560
Vote by Mail Totals	128	588	127	79	43	442	418	54,857	3,985


Candidates to succeed (replace) GAVIN NEWSOM as Governor if he is recalled:

Vote by Mail
Totals

District	ADAM PAPAGAN	ARMANDO "MANDO" PEREZ-SERRATO	JOHN COX	HEATHER COLLINS	DANIEL WATTS	NICKOLAS WILDSTAR	SARAH STEPHENS	DENVER STONER	JOE M. SYMMON
COUNTY OF STANISLAUS	19	888	5622	155	1043	50	115	323	25
STATEWIDE	19	888	5622	155	1043	50	115	323	25
10TH CONGRESSIONAL DISTRICT	19	888	5622	155	1043	50	115	323	25
12TH SENATORIAL	4	396	1031	23	365	15	31	74	2
5TH SENATORIAL	12	300	2590	90	491	23	50	156	16
8TH SENATORIAL	3	192	2001	42	187	12	34	93	7
12TH ASSEMBLY DISTRICT	9	372	3888	97	487	24	65	208	16
21ST ASSEMBLY DISTRICT	10	516	1734	58	556	26	50	115	9
1ST SUPERVISORIAL DISTRICT	2	125	1491	34	160	8	22	76	5
2ND SUPERVISORIAL DISTRICT	3	144	1144	28	130	9	22	56	6
3RD SUPERVISORIAL DISTRICT	4	202	908	26	210	7	20	64	7
4TH SUPERVISORIAL DISTRICT	7	116	1244	47	259	13	24	71	5
5TH SUPERVISORIAL DISTRICT	3	301	835	20	284	13	27	56	2
STATE BOARD OF EQUALIZATION DISTRICT 1	19	888	5622	155	1043	50	115	323	25
CITY OF CERES	1	126	412	7	138	6	10	23	0
CITY OF HUGHSON	0	15	97	1	8	0	3	4	0
CITY OF MODESTO	12	295	2151	85	474	21	44	138	14
CITY OF NEWMAN	1	31	91	1	27	1	3	5	0
CITY OF OAKDALE	0	28	404	6	19	1	5	18	0
CITY OF PATTERSON	1	77	162	7	80	3	8	13	2
CITY OF RIVERBANK	0	45	204	0	48	1	7	13	0
CITY OF TURLOCK	3	83	633	17	88	8	11	32	3
CITY OF WATERFORD	0	10	104	1	12	0	4	8	0
UNINCORPORATED AREA	1	178	1364	30	149	9	20	69	6
Vote by Mail Totals	19	888	5,622	155	1,043	50	115	323	25

Candidates to succeed (replace) GAVIN NEWSOM as Governor if he is recalled:

Vote by Mail
Totals



District	MAJOR SINGH	DOUG OSE
COUNTY OF STANISLAUS	201	867
STATEWIDE	201	867
10TH CONGRESSIONAL DISTRICT	201	867
12TH SENATORIAL	48	119
5TH SENATORIAL	78	377
8TH SENATORIAL	75	371
12TH ASSEMBLY DISTRICT	141	635
21ST ASSEMBLY DISTRICT	60	232
1ST SUPERVISORIAL DISTRICT	37	263
2ND SUPERVISORIAL DISTRICT	66	211
3RD SUPERVISORIAL DISTRICT	20	111
4TH SUPERVISORIAL DISTRICT	35	190
5TH SUPERVISORIAL DISTRICT	43	92
STATE BOARD OF EQUALIZATION DISTRICT 1	201	867
CITY OF CERES	35	51
CITY OF HUGHSON	3	17
CITY OF MODESTO	61	297
CITY OF NEWMAN	4	7
CITY OF OAKDALE	3	76
CITY OF PATTERSON	8	17
CITY OF RIVERBANK	9	40
CITY OF TURLOCK	58	117
CITY OF WATERFORD	4	22
UNINCORPORATED AREA	16	223
Vote by Mail Totals	201	867

Candidates to succeed (replace) GAVIN NEWSOM as Governor if he is recalled:

Grand Totals	Registration	Ballots Cast	Turnout (%)	DAN KAPELOVITZ	KEVIN K. KAUL	CHAUNCEY "SLIM" KILLENS	KEVIN KILEY	PATRICK KILPATRICK	ANTHONY TRIMINO	JOEL VENTRESCA	KEVIN L. FAULCONER
COUNTY OF STANISLAUS	282,482	153,184	54.2	280	58	60	4023	376	366	1127	6835
STATEWIDE	282,482	153,184	54.2	280	58	60	4023	376	366	1127	6835
10TH CONGRESSIONAL DISTRICT	282,482	153,184	54.2	280	58	60	4023	376	366	1127	6835
12TH SENATORIAL	65,059	28,352	43.6	37	9	11	487	94	70	236	813
5TH SENATORIAL	133,082	73,933	55.6	155	31	31	1956	176	179	553	3577
8TH SENATORIAL	84,341	50,899	60.3	88	18	18	1580	106	117	338	2445
12TH ASSEMBLY DISTRICT	181,689	105,465	58.0	195	37	43	3089	224	251	725	5166
21ST ASSEMBLY DISTRICT	100,793	47,719	47.3	85	21	17	934	152	115	402	1669
1ST SUPERVISORIAL DISTRICT	62,098	37,511	60.4	63	18	18	1187	84	100	223	1794
2ND SUPERVISORIAL DISTRICT	57,072	32,982	57.8	63	9	10	918	66	69	263	1520
3RD SUPERVISORIAL DISTRICT	52,286	25,415	48.6	45	14	12	645	73	63	196	1051
4TH SUPERVISORIAL DISTRICT	60,878	34,860	57.3	83	11	12	900	77	80	247	1860
5TH SUPERVISORIAL DISTRICT	50,148	22,416	44.7	26	6	8	373	76	54	198	610
STATE BOARD OF EQUALIZATION DISTRICT 1	282,482	153,184	54.2	280	58	60	4023	376	366	1127	6835
CITY OF CERES	23,107	10,208	44.2	12	4	4	190	38	18	77	306
CITY OF HUGHSON	4,112	2,596	63.1	4	0	0	93	4	10	17	115
CITY OF MODESTO	114,908	61,729	53.7	134	24	26	1553	147	146	481	2987
CITY OF NEWMAN	5,425	2,689	49.6	3	1	0	49	8	14	20	73
CITY OF OAKDALE	13,394	8,658	64.6	10	6	5	322	17	25	44	393
CITY OF PATTERSON	11,329	5,471	48.3	5	0	2	89	17	10	51	112
CITY OF RIVERBANK	12,663	6,703	52.9	5	2	2	208	19	19	45	224
CITY OF TURLOCK	38,465	21,617	56.2	48	7	7	548	39	34	196	1028
CITY OF WATERFORD	4,455	2,406	54.0	6	1	1	89	12	8	8	105
UNINCORPORATED AREA	54,624	31,107	56.9	53	13	13	882	75	82	188	1492
Vote Center Totals	282,482	6,257	2.2	6	3	3	289	10	79	10	106
Vote by Mail Totals	282,482	146,927	52.0	274	55	57	3,734	366	287	1,117	6,729
Grand Totals	282,482	153,184	54.2	280	58	60	4,023	376	366	1,127	6,835

Candidates to succeed (replace) GAVIN NEWSOM as Governor if he is recalled:

Grand Totals

District	RHONDA FURIN	ROBERT C. NEWMAN II	DENNIS RICHTER	BRANDON M. ROSS	SAM L. GALLUCCI	TED GAINES	CAITLYN JENNER	LEO S. ZACKY	JENNY RAE LE ROUX
COUNTY OF STANISLAUS	20	181	100	5526	682	1652	1235	241	232
STATEWIDE	20	181	100	5526	682	1652	1235	241	232
10TH CONGRESSIONAL DISTRICT	20	181	100	5526	682	1652	1235	241	232
12TH SENATORIAL	5	54	18	497	37	122	193	26	33
5TH SENATORIAL	9	76	58	3133	326	793	610	92	110
8TH SENATORIAL	6	51	24	1896	319	737	432	123	89
12TH ASSEMBLY DISTRICT	13	103	73	4709	625	1414	897	201	181
21ST ASSEMBLY DISTRICT	7	78	27	817	57	238	338	40	51
1ST SUPERVISORIAL DISTRICT	8	39	18	1541	210	527	376	74	74
2ND SUPERVISORIAL DISTRICT	1	39	17	1337	225	448	240	80	50
3RD SUPERVISORIAL DISTRICT	3	27	31	1015	92	263	190	39	31
4TH SUPERVISORIAL DISTRICT	5	27	25	1234	125	315	272	28	50
5TH SUPERVISORIAL DISTRICT	3	49	9	399	30	99	157	20	27
STATE BOARD OF EQUALIZATION DISTRICT 1	20	181	100	5526	682	1652	1235	241	232
CITY OF CERES	2	18	4	187	9	47	60	6	15
CITY OF HUGHSON	0	1	0	86	9	58	17	13	3
CITY OF MODESTO	9	55	58	2511	260	602	492	71	81
CITY OF NEWMAN	0	18	1	35	5	20	28	5	3
CITY OF OAKDALE	3	7	2	304	50	155	111	19	20
CITY OF PATTERSON	1	8	2	114	4	18	30	5	8
CITY OF RIVERBANK	0	4	4	317	37	91	55	10	19
CITY OF TURLOCK	1	17	11	998	157	290	159	43	37
CITY OF WATERFORD	1	2	1	89	16	32	28	13	7
UNINCORPORATED AREA	3	51	17	885	135	339	255	56	39
Vote Center Totals	2	9	3	152	38	54	43	8	11
Vote by Mail Totals	18	172	97	5,374	644	1,598	1,192	233	221
Grand Totals	20	181	100	5,526	682	1,652	1,235	241	232

Candidates to succeed (replace) GAVIN NEWSOM as Governor if he is recalled:

Grand Totals	DAVID LOZANO	STEVE CHAVEZ LODGE	MICHAEL LOEBBS	DENIS LUCEY	DIEGO MARTINEZ	JEREMIAH "JEREMY" MARCINIAK	DANIEL MERCURI	JACQUELINE MCGOWAN	DAVID MOORE
District									
COUNTY OF STANISLAUS	170	328	181	286	329	63	219	1972	265
STATEWIDE	170	328	181	286	329	63	219	1972	265
10TH CONGRESSIONAL DISTRICT	170	328	181	286	329	63	219	1972	265
12TH SENATORIAL	30	53	37	177	158	33	95	623	65
5TH SENATORIAL	94	158	85	93	121	22	88	964	118
8TH SENATORIAL	46	117	59	16	50	8	36	385	82
12TH ASSEMBLY DISTRICT	119	248	121	37	109	12	64	909	173
21ST ASSEMBLY DISTRICT	51	80	60	249	220	51	155	1063	92
1ST SUPERVISORIAL DISTRICT	46	92	41	10	42	5	22	271	59
2ND SUPERVISORIAL DISTRICT	27	72	37	12	38	6	30	282	56
3RD SUPERVISORIAL DISTRICT	38	51	35	59	70	11	33	431	33
4TH SUPERVISORIAL DISTRICT	33	69	36	69	64	10	56	516	69
5TH SUPERVISORIAL DISTRICT	26	44	32	136	115	31	78	472	48
STATE BOARD OF EQUALIZATION DISTRICT 1	170	328	181	286	329	63	219	1972	265
CITY OF CERES	12	20	5	63	63	15	45	208	24
CITY OF HUGHSON	0	6	0	0	2	0	3	13	3
CITY OF MODESTO	72	132	73	121	113	21	84	955	106
CITY OF NEWMAN	2	9	7	8	20	3	6	49	6
CITY OF OAKDALE	13	28	18	2	11	0	3	54	13
CITY OF PATTERSON	6	7	15	34	24	11	15	122	16
CITY OF RIVERBANK	11	13	9	3	17	2	9	56	12
CITY OF TURLOCK	26	45	31	8	26	1	17	201	42
CITY OF WATERFORD	2	4	1	1	1	2	0	15	6
UNINCORPORATED AREA	26	64	22	46	52	8	37	299	37
Vote Center Totals	12	17	4	16	20	2	16	64	11
Vote by Mail Totals	158	311	177	270	309	61	203	1,908	254
Grand Totals	170	328	181	286	329	63	219	1,972	265

Candidates to succeed (replace) GAVIN NEWSOM as Governor if he is recalled:

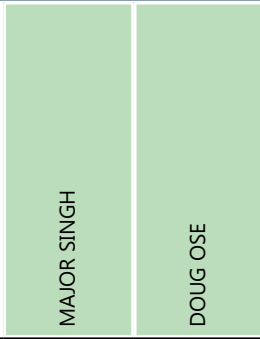
Grand Totals									
District	DAVID ALEXANDER BRAMANTE	HOLLY L. BAADE	ANGELYNE	JAMES G. HANINK	DAVID HILLBERG	JEFF HEWITT	JOHN R. DRAKE	LARRY A. ELDER	KEVIN PAFFRATH
COUNTY OF STANISLAUS	134	605	129	82	46	453	434	58812	4075
STATEWIDE	134	605	129	82	46	453	434	58812	4075
10TH CONGRESSIONAL DISTRICT	134	605	129	82	46	453	434	58812	4075
12TH SENATORIAL	42	168	21	16	9	69	111	8878	928
5TH SENATORIAL	50	290	67	41	21	239	193	26580	2034
8TH SENATORIAL	42	147	41	25	16	145	130	23354	1113
12TH ASSEMBLY DISTRICT	74	341	88	59	30	318	256	43042	2520
21ST ASSEMBLY DISTRICT	60	264	41	23	16	135	178	15770	1555
1ST SUPERVISORIAL DISTRICT	26	104	18	16	11	118	76	16333	826
2ND SUPERVISORIAL DISTRICT	29	99	29	20	10	87	88	14424	790
3RD SUPERVISORIAL DISTRICT	19	142	32	15	12	73	70	8707	679
4TH SUPERVISORIAL DISTRICT	24	132	32	20	6	131	105	12461	1021
5TH SUPERVISORIAL DISTRICT	36	128	18	11	7	44	95	6887	759
STATE BOARD OF EQUALIZATION DISTRICT 1	134	605	129	82	46	453	434	58812	4075
CITY OF CERES	9	65	7	3	4	24	44	3097	345
CITY OF HUGHSON	3	5	1	2	1	6	6	1215	42
CITY OF MODESTO	45	253	61	38	20	207	185	21170	1808
CITY OF NEWMAN	1	17	7	1	0	6	8	976	94
CITY OF OAKDALE	6	22	5	1	4	34	18	4073	186
CITY OF PATTERSON	20	28	3	3	1	12	18	1384	220
CITY OF RIVERBANK	6	23	3	4	3	22	13	2501	170
CITY OF TURLOCK	21	78	24	12	6	64	67	8660	599
CITY OF WATERFORD	5	8	1	2	1	6	6	1146	36
UNINCORPORATED AREA	18	106	17	16	6	72	69	14590	575
Vote Center Totals	6	17	2	3	3	11	16	3,955	90
Vote by Mail Totals	128	588	127	79	43	442	418	54,857	3,985
Grand Totals	134	605	129	82	46	453	434	58,812	4,075

Candidates to succeed (replace) GAVIN NEWSOM as Governor if he is recalled:

Grand Totals									
District	ADAM PAPAGAN	ARMANDO "MANDO" PEREZ-SERRATO	JOHN COX	HEATHER COLLINS	DANIEL WATTS	NICKOLAS WILDSTAR	SARAH STEPHENS	DENVER STONER	JOE M. SYMMON
COUNTY OF STANISLAUS	19	926	5737	162	1068	51	119	330	25
STATEWIDE	19	926	5737	162	1068	51	119	330	25
10TH CONGRESSIONAL DISTRICT	19	926	5737	162	1068	51	119	330	25
12TH SENATORIAL	4	415	1049	24	378	15	32	74	2
5TH SENATORIAL	12	310	2649	94	498	23	53	160	16
8TH SENATORIAL	3	201	2039	44	192	13	34	96	7
12TH ASSEMBLY DISTRICT	9	390	3969	101	495	25	66	214	16
21ST ASSEMBLY DISTRICT	10	536	1768	61	573	26	53	116	9
1ST SUPERVISORIAL DISTRICT	2	133	1527	35	163	8	22	79	5
2ND SUPERVISORIAL DISTRICT	3	149	1164	30	133	10	22	57	6
3RD SUPERVISORIAL DISTRICT	4	209	929	26	213	7	20	65	7
4TH SUPERVISORIAL DISTRICT	7	121	1268	50	262	13	27	73	5
5TH SUPERVISORIAL DISTRICT	3	314	849	21	297	13	28	56	2
STATE BOARD OF EQUALIZATION DISTRICT 1	19	926	5737	162	1068	51	119	330	25
CITY OF CERES	1	134	424	7	139	6	10	23	0
CITY OF HUGHSON	0	15	101	2	9	0	3	4	0
CITY OF MODESTO	12	305	2193	88	480	21	47	141	14
CITY OF NEWMAN	1	31	92	2	28	1	4	5	0
CITY OF OAKDALE	0	28	413	6	21	1	5	19	0
CITY OF PATTERSON	1	78	165	7	85	3	8	13	2
CITY OF RIVERBANK	0	48	210	1	49	1	7	13	0
CITY OF TURLOCK	3	85	641	17	89	8	11	32	3
CITY OF WATERFORD	0	13	106	1	12	0	4	9	0
UNINCORPORATED AREA	1	189	1392	31	156	10	20	71	6
Vote Center Totals	0	38	115	7	25	1	4	7	0
Vote by Mail Totals	19	888	5,622	155	1,043	50	115	323	25
Grand Totals	19	926	5,737	162	1,068	51	119	330	25

Candidates to succeed (replace) GAVIN NEWSOM as Governor if he is recalled:

Grand Totals



District	MAJOR SINGH	DOUG OSE
COUNTY OF STANISLAUS	207	900
STATEWIDE	207	900
10TH CONGRESSIONAL DISTRICT	207	900
12TH SENATORIAL	48	125
5TH SENATORIAL	81	390
8TH SENATORIAL	78	385
12TH ASSEMBLY DISTRICT	147	658
21ST ASSEMBLY DISTRICT	60	242
1ST SUPERVISORIAL DISTRICT	38	275
2ND SUPERVISORIAL DISTRICT	69	218
3RD SUPERVISORIAL DISTRICT	20	115
4TH SUPERVISORIAL DISTRICT	37	194
5TH SUPERVISORIAL DISTRICT	43	98
STATE BOARD OF EQUALIZATION DISTRICT 1	207	900
CITY OF CERES	35	53
CITY OF HUGHSON	3	18
CITY OF MODESTO	63	303
CITY OF NEWMAN	4	9
CITY OF OAKDALE	3	78
CITY OF PATTERSON	8	18
CITY OF RIVERBANK	9	44
CITY OF TURLOCK	58	118
CITY OF WATERFORD	4	26
UNINCORPORATED AREA	20	233
Vote Center Totals	6	33
Vote by Mail Totals	201	867
Grand Totals	207	900

Candidates to succeed (replace) GAVIN NEWSOM as Governor if he is recalled:

Write-in Tally

Precinct	Registration	Ballots Cast	Turnout (%)	Major Williams	Miki Habryn	Roxanne	Stacy Smith	Thuy E. Hugens	Vince Lundgren	Vivek B. Mohan
101002	554	138	24.9	0	0	0	0	0	0	0
102001	2,210	628	28.4	0	0	0	0	0	0	0
102002	341	144	42.2	0	0	0	0	0	0	0
102007	1,287	766	59.5	0	0	0	0	0	0	0
102012	2,615	897	34.3	1	0	0	0	0	0	0
103001	3,991	1,527	38.3	1	0	0	0	0	0	0
103002	6,131	2,823	46.0	6	0	0	0	0	0	0
103005	3,841	1,624	42.3	4	0	0	0	0	0	0
103008	4,622	2,152	46.6	3	0	0	0	0	0	0
103009	2,013	1,083	53.8	8	0	0	0	0	0	0
103016	2,504	998	39.9	0	0	0	0	0	0	0
104001	3,077	1,851	60.2	4	0	0	0	0	0	0
104002	456	185	40.6	0	0	0	0	0	0	0
105002	1,664	1,105	66.4	2	0	0	0	0	0	0
105003	1,379	936	67.9	0	0	0	0	0	0	0
106001	3,097	1,434	46.3	3	0	0	0	0	0	0
106002	334	196	58.7	0	0	0	0	0	0	0
106005	1,488	1,048	70.4	0	0	0	0	0	0	0
106013	372	198	53.2	0	0	0	0	0	0	0
107005	1,979	1,432	72.4	0	0	0	0	0	0	0
107007	478	274	57.3	0	0	0	0	0	0	0
108002	1,658	917	55.3	2	0	0	0	0	0	0
109001	2,790	1,589	57.0	6	0	0	0	0	0	0
110001	4,440	2,925	65.9	14	0	0	0	0	0	0
110007	1,750	1,214	69.4	2	0	0	0	0	0	0
111002	887	650	73.3	3	0	0	0	0	0	0
111003	1,657	697	42.1	0	0	0	0	0	0	0
112001	1,216	865	71.1	1	0	0	0	0	0	0
112002	1,236	655	53.0	0	0	0	0	0	0	0
114001	4,112	2,596	63.1	10	0	0	0	0	0	0
115001	6,689	5,046	75.4	9	0	0	0	0	0	0
116002	2,931	1,652	56.4	1	0	0	0	0	0	0
117001	5,274	2,888	54.8	1	0	0	0	0	0	0
117002	6,269	3,704	59.1	8	0	0	0	0	0	0
117003	6,447	1,930	29.9	5	0	0	0	0	0	0
117006	3,638	1,361	37.4	1	0	0	0	0	0	0
117009	3,594	1,683	46.8	5	0	0	0	0	0	0
117014	5,658	2,850	50.4	1	0	0	0	0	0	0
117023	657	163	24.8	0	0	0	0	0	0	0
117025	6,065	3,752	61.9	3	0	0	0	0	0	0
117028	5,218	2,771	53.1	6	0	0	0	0	0	0
117029	3,696	2,080	56.3	7	0	0	0	0	0	0
117030	3,690	2,215	60.0	6	0	0	0	0	0	0
117040	4,294	2,757	64.2	4	0	0	0	0	0	0
117043	4,905	3,068	62.5	1	0	0	0	0	0	0
117049	2,147	682	31.8	0	0	0	0	0	0	0
117058	6,769	3,385	50.0	8	0	0	0	0	0	0
117059	3,094	2,008	64.9	1	0	0	0	0	0	0
117064	3,320	1,522	45.8	3	0	0	0	0	0	0
117069	7,515	4,440	59.1	8	0	0	0	0	0	0
117074	5,630	3,530	62.7	2	0	0	0	0	0	0
117085	4,170	2,191	52.5	2	0	0	0	0	0	0
117088	6,092	3,786	62.1	8	0	0	0	0	0	0
117091	3,435	2,080	60.6	0	0	0	0	0	0	0
117094	3,001	1,710	57.0	1	0	0	0	0	0	0
117104	4,494	1,986	44.2	2	0	0	0	0	0	0
117106	5,835	3,186	54.6	8	0	0	1	0	0	0

Candidates to succeed (replace) GAVIN NEWSOM as Governor if he is recalled:

Write-in Tally

Precinct	Registration	Ballots Cast	Turnout (%)	Major Williams	Miki Habryn	Roxanne	Stacy Smith	Thuy E. Hugens	Vince Lundgren	Vivek B. Mohan
119001	5,425	2,689	49.6	4	0	0	0	0	0	0
121001	2,072	1,234	59.6	8	0	0	0	0	0	0
121002	4,179	2,698	64.6	12	0	0	0	0	0	0
121003	3,310	2,179	65.8	3	0	0	0	0	0	0
121005	3,833	2,547	66.4	12	0	0	0	0	0	0
123004	2,760	958	34.7	0	0	0	0	0	0	0
124001	3,302	1,612	48.8	4	0	0	0	0	0	0
124002	4,465	2,103	47.1	0	0	0	0	0	0	0
124008	3,562	1,756	49.3	0	0	0	0	0	0	0
126001	4,318	2,210	51.2	3	0	0	0	0	0	0
126002	3,943	1,829	46.4	1	0	0	0	0	0	0
126004	4,402	2,664	60.5	10	0	0	0	0	0	0
127003	4,818	2,462	51.1	6	0	0	0	0	0	0
128001	4,233	1,991	47.0	3	0	0	0	0	0	0
128003	7,923	3,738	47.2	9	0	0	0	0	0	0
128009	3,605	2,788	77.3	6	0	0	0	0	0	0
128010	5,306	3,126	58.9	13	0	0	0	0	0	0
128013	3,062	1,765	57.6	2	0	0	0	0	0	0
128015	5,369	2,963	55.2	7	0	0	0	0	0	0
128022	5,393	3,247	60.2	9	0	0	0	0	0	0
128038	3,574	1,999	55.9	5	0	0	0	0	0	0
129001	4,455	2,406	54.0	9	0	0	0	0	0	0
130003	167	76	45.5	0	0	0	0	0	0	0
901001	79	35	44.3	0	0	0	0	0	0	0
903047	5	1	20.0	0	0	0	0	0	0	0
906016	29	23	79.3	0	0	0	0	0	0	0
908001	186	111	59.7	0	0	0	0	0	0	0
911010	0	0	0.0	0	0	0	0	0	0	0
917196	1	1	100.0	0	0	0	0	0	0	0
928067	0	0	0.0	0	0	0	0	0	0	0
Vote Center Totals	282,482	6,257	2.2	28	0	0	0	0	0	0
Vote by Mail Totals	282,482	146,927	52.0	269	0	0	1	0	0	0
Grand Totals	282,482	153,184	54.2	297	0	0	1	0	0	0